

RCR GLOBAL

CONGRESS IN DUBAI 2022

Radiology driving innovation

Thursday, 29 September to
Saturday, 1 October 2022

 Event Centre, InterContinental
Dubai Festival City, Dubai, UAE

POST EVENT REPORT



In partnership with Dubai Health Authority (DHA)

In collaboration with Radiology Society of the Emirates (RSE)

In collaboration with Pan Arab Association of Radiological Societies (PAARS)

With the participation of more than 750 delegates, **Dubai Health Authority** hosted the Royal College of Radiologists, 1st Global Congress in Dubai.

Dubai Health Authority (DHA) in collaboration with the Royal College of Radiologists (RCR) along with Pan Arab Association of Radiological Societies (PAARS) and the Radiology Society of the Emirates (RSE) for the “RCR Global Congress 2022”, took place for the first time in Dubai, under the theme “Radiology Driving Innovation” was definitely a valuable contribution and support.

The congress took place at the Event Centre in InterContinental Hotel, Dubai Festival City from 29 September – 01 October 2022.


Dr. Kath Halliday, **The President of RCR** appreciated the joint efforts by RCR-DHA Faculty & the module leads – representing key UK societies and leading senior doctors from around the gulf region and beyond – who helped in developing a world class programme for radiology trainees and junior consultants. Focusing on the theme ‘Radiology driving innovation’, the congress aimed on advancing the professional development by organizing a wide range of workshops, educational sessions and state-of-the-art lectures with leading clinical experts from around the world.

Dr. Wadeia Mohammad Sharief, **Director of Medical Education and Research Department in DHA** emphasized that the ‘Medical Education and Research Department’ which is the central department for continuous medical education in Dubai Health Authority has always been enthusiastic to implement the leader’s vision of ensuring Dubai becomes a the major hub for healthcare education.

She also mentioned that the continuous education and skill enhancing based on up-to-date innovative technology has increased the healthcare professional’s competence in delivering a world class service to the community. The RCR Global Congress in Dubai 2022 has been an astonishing spot for enriching healthcare professionals’ skills and services with the support of a wide range of workshops, innovative technologies and didactic sessions by expert professionals from various part of the world.

Dr. Usama Mohammad Hassan AlBastaki, **Director of the Diagnostic imaging department at the DHA** told that the theme of “Radiology Driving Innovation” was selected to remind everyone on the role of innovation in our field and even the role of radiology in innovation in medicine. “Radiology should always be a step ahead to provide the best for patients.”






EVENT VENUE & ACCOMMODATION

The Congress was held at the Event Centre, in Dubai Festival City, UAE.

The congress hotel accommodation was offered at the InterContinental Hotel, Dubai Festival City, UAE.




OPENING CEREMONY

The Opening ceremony speech during 'The RCR Global Congress in Dubai' was inaugurated by the by the Director General of DHA: **His Excellency Mr. Awadh Seghayer Al Ketbi**.

He appreciated the partnership between 'Dubai Health Authority' & 'Royal College of Radiologists' and welcomed RCR to Dubai, which is the first congress that has held outside of the UK since the establishment of the Royal College 80 years ago.



Following his speech, the President of Royal College of Radiologists: **Dr. Kath Halliday** graced her presence on stage and welcomed all the attendees to the congress. She also thanked DHA for the support to organize 1st edition of the RCR Global Congress in Dubai.



Then the core 'Organizing Committee member' from DHA: **Dr. Usama Mohammad Hassan AlBastaki**, Director of the Diagnostic imaging department at the DHA, also gave the welcome speech and shared some kind words on the collaboration between DHA & RCR.



The plenary session was then progressed with a Keynote lecture from **Prof. Tarek El-Diasty**. He was offered the Honorary Membership by **Dr. Kath Halliday**.

The session continued with **Dr. Sami Khan** giving the 'Couch Kerley' lecture.






SUPPORTERS & PARTNERS

Endorsed by



Travel Partner

Destination Partner



The Congress was organized **in partnership** between 'Dubai Health Authority' (DHA) & 'Royal College of Radiologists' (RCR).

The Congress was **in Collaboration with** 'Royal Society of Emirates' (RSE) and 'Pan Arab Association for Radiological Societies' (PAARS).

The Congress was **Endorsed by:**

- Sociedad Argentina de Radiología
- Radiological Society of Pakistan
- Japan Radiological Society
- Radiological Society of Saudi Arabia
- Emirates Critical Care Conference
- International Conference on Antimicrobial Resistance

Emirates' was the official '**Travel Partner**' for the congress.

Dubai's Department of Economy and Tourism' (DTCM) was the '**Destination Partner**' for the conference.

MEDIA PARTNERS

Media Partners



SPONSORS & EXHIBITORS

Gold Sponsors



Silver Sponsors



Bronze Sponsor







Exhibitors



SPONSORS & EXHIBITORS PHOTO GALLERY






MODULE LEADS


Interventional Radiology
Prof. Aghiad Al-Kutoubi
 Professor of Radiology, The American University of Beirut Medical Center
 Founding President, Pan Arab Interventional Radiology Society (PAIRS)
 President, Arab Board of Radiology & Medical Imaging
 President, Joint Consultative Scientific Council, Arab Board
 Beirut, Lebanon



Genitourinary
Dr. Amit Patel
 Consultant Interventional and Uro-radiologist, East and North Hertfordshire NHS Trust, Lister Hospital
 Chair of the British Society of Urogenital Radiology
 England, UK



Paediatric Radiology
Dr. Amna Kashgari
 Assistant Professor of Radiology and Paediatric Radiology Consultant,
 King Saud Bin Abdulaziz University for Health Science,
 Riyadh, KSA



Chest
Dr. Annette L. Johnstone
 MRCP (UK) FRCP DipEd
 Consultant Radiologist with Sub speciality Interest in Cardiothoracic Imaging and Intervention, The Leeds Teaching Hospitals NHS Trust,
 Leeds, UK



Breast Imaging
Dr. Asiya Maheen Khan
 Consultant Breast Radiologist, Cleveland Clinic
 Abu Dhabi, UAE




Neuroradiology
Dr. Daniel Birchall
 Consultant Neuroradiologist
 President, British Society of Neuroradiology
 Professor of Neuroradiology, Royal College of Radiologists
 England, UK



Head and Neck
Dr. David Summers
 Consultant Head & Neck Radiology / Neuroradiologist, Dept of Clinical Neurosciences, NHS Lothian
 President of the British Society of Head and Neck Imaging
 Scotland, UK



Gynaecological Imaging
Dr. Faye Cuthbert
 Consultant Radiologist
 University Hospitals Sussex NHS Foundation Trust
 Sussex, UK



Paediatric Radiology
Dr. Ghufuran Alhashmi
 Assistant Professor of Radiology and Paediatric Radiology Consultant, King Abdulaziz University and Hospital,
 Jeddah, KSA



Cardiac/Chest
Dr. Lamia Ghazi Jamjoom
 Assistant Professor and Consultant Cardio-Thoracic Radiologist, King Abdulaziz University, Jeddah Saudi Arabia
 President-elect of the Pan Arab Association of Radiological Societies (PAARS)
 Jeddah, Saudi Arabia



Gastrointestinal
Prof. Mark Callaway
 FRCP, FRCP
 Consultant Abdominal Radiologist at the University Hospital Bristol
 England, UK



Musculoskeletal Radiology
Dr. Rashid Alsharhan
 MBBS, FRCP
 Consultant Radiologist, Tawam Hospital,
 Al Ain, UAE



Interventional Radiology
Dr. Raman Uberoi
 Consultant Interventional Radiologist, John Radcliffe Hospital, Oxford UK
 Medical Director Professional Practice, Clinical Radiology, RCR
 England, UK



Head and Neck
Dr. Salman Qureshi
 Consultant Head & Neck and Neuroradiologist, SSMC, Mayo Clinic,
 Abu Dhabi, UAE



Cardiac
Dr. Stephen Harden
 Consultant Cardiothoracic Radiology, University Hospital Southampton, UK
 Medical Director for Education and Training, Clinical Radiology, RCR
 England, UK


ORGANIZING COMMITTEE


Musculoskeletal Radiology
Dr. Ramy Mansour
 FRCR
 Consultant Radiologist, Oxford University Hospitals, UK
 Member of the RCR International Committee and Equivalence Committee
 Former RCR-BSSR travelling Professor England, United Kingdom



Paediatric Imaging
Dr. Joanna Kasznia-Brown
 PhD MBBS FRCR MRCS
 Consultant Radiologist, Bristol, UK
 International Committee, Royal College of Radiologists, UK
 President, World Federation of Paediatric Imaging England, UK



Radiology
Dr. Ayoub Ahmad Abedzadeh
 Deputy Head of Radiology, Rashid Hospital Dubai
 Program Director of Diagnostic Radiology Residency
 Consultant Radiologist, Dubai Health Authority
 Chairperson of Scientific Committee in Emirates Radiology Society
 Dubai, UAE



Neuroradiology
Dr. Taleb Mohamed Almansoori
 MBBS, DABR, FRCPC
 Assistant Professor of Radiology and Assistant Dean for Clinical Affairs, College of Medicine & Health Sciences – United Arab Emirates University
 Consultant Diagnostic and Interventional Neuroradiology
 Vice President of the Emirates Radiology Society Abu Dhabi, UAE



Gastrointestinal
Dr. Usama Mohammad AlBastaki
 Consultant Radiologist, Rashid Hospital, UAE
 Director of Diagnostic Imaging Department, Dubai Health Authority
 Clinical Associate Professor of Radiology in Mohammad Bin Rashid University of Medicine and Health Sciences
 General Secretary of the Radiology Society of the Emirates (RSE)
 Dubai, UAE



Radiology
Prof. Dr. med. Abdulkarim Al-Zabidi
 Head Doctor of Interventional Radiology RMK-KLINIKUM Winnenden Germany
 Head of Training Committee Arab Board Radiology
 Head of Radiology Scientific Council, Yemen



Dr. Emad S. Naguib
 Consultant Radiologist
 Head of Radiology, Alsalam Hospital
 ISR ExComm Board Member
 PAARS Associate Secretary General
 ESRNM Advisory Board Member
 Cairo, Egypt



Tania Vanburen
 Executive Director, Education & Professional Practice, Royal College of Radiologists
 England, UK



Patrick Courtney
 Global Partnerships Manager, Royal College of Radiologists
 England, UK



Justyna Lesniowska
 Global Partnerships Administrator, Royal College of Radiologists
 England, UK


SPEAKERS


Keynote Lecturer
Dr. Tarek Yousry
Professor of Neuroradiology
UCL Institute of Neurology
London, UK



Couch Kerley Lecture
Dr. Sami Khan
Consultant Radiologist
Basildon & Thurrock University Hospital,
England, UK



Head and Neck
Dr. Ahmed El Beltagi
Consultant Neuroradiologist
& Head and Neck Imaging
PhD, FRCR, FFRRCSI, EDiNR, EBiHNR
Wara Hospital, Kuwait



Head and Neck
Prof. Elizabeth Loney
Associate Medical Director and Consultant
Radiologist,
Calderdale and Huddersfield NHS FT,
England, UK



Head and Neck
Dr. Ayman Elsayed
Consultant Radiologist
Sheikh Shakhbout Medical City (SSMC)/-
Mayo Clinic
Abu Dhabi, UAE



Head and Neck
Dr. Sameer Raniga
Consultant
Sultan Qaboos University Hospital
Oman



Head and Neck
Dr. Eiman Al-Ajmi
Acting consultant
Sultan Qaboos University Hospital
Oman



Head and Neck
Dr. Jagrit Shah
Consultant Neuroradiologist and Head &
Neck Radiologist
Nottingham University Hospitals NHS
Trust
Nottingham, UK




Head and Neck
Dr. Surjith Vattoto
Professor of Radiology (Neuroradiology)
University of Arkansas for Medical Sciences
(UAMS), Little Rock,
Arkansas, USA



Cardiac
Dr. Ahmed Sherif
Consultant Radiologist
Cleveland Clinic Abu Dhabi
Abu Dhabi, UAE



Cardiac
Prof. Declan O'Regan
Professor of Imaging
Imperial College
London, UK



Cardiac
Dr. Michelle Williams
Senior Clinical Lecturer
University of Edinburgh
Edinburgh, UK



Cardiac
Prof. Ahmed Ibrahim
Professor of radiodiagnosis
Ain Shams University
Cairo, Egypt



Cardiac/Chest
Dr. Mashael Alrujaib
Consultant radiologist
AlFaisal University- KSA/ Allied Diagnos-
tic Centre
Riyadh, KSA



Chest
Prof. Ben Holloway
Consultant Radiologist
University Hospital Birmingham,
Birmingham, UK



Chest
Dr. Faiza Al Kindi
Senior Consultant, Cardiothoracic Imaging
The Royal Hospital
Muscat, Oman



Chest
Dr. Seung-Jin Choi
Consultant Radiologist
Leeds Teaching Hospitals Trust
Leeds, UK



Chest
Dr. Mahmoud Elkaissi
Consultant Thoracic Radiology
Cleveland Clinic Abu Dhabi
Abu Dhabi, UAE


SPEAKERS


Chest
Dr. Reem Al-Saif
 Radiology Consultant
 Dar Al-Shifa Hospital,
 Kuwait



Paediatric
Dr. Hakeema Alhashimi
 Consultant Radiologist
 Family Medical Centre
 Budaiya, Bahrain




Paediatric Imaging
Dr. Ash Chakraborty
 Consultant Paediatric Radiologist
 Oxford University Hospitals NHS Foundation Trust
 London, UK



Paediatric Imaging
Dr. Shyam Mohan
 Consultant Paediatric Radiologist
 Sheikh Khalifa Medical City,
 Abu Dhabi, UAE



Paediatric Imaging
Dr. William Ramsden
 Consultant Paediatric Radiologist
 Leeds Children's Hospital,
 Leeds, UK



Paediatric Imaging
Dr. Zehour Alsabhan
 Consultant Paediatric Radiologist
 King Faisal Specialist Hospital and Research Centre
 Riyadh, Saudi Arabia



Paediatric Imaging
Dr. Sepideh Sefidbakht
 Associate Professor
 Shiraz University of Medical Sciences,
 Nemazee Hospital,
 Saba Women Imaging Clinic,
 Shiraz, Iran



Paediatric Imaging
Dr. Kish Mankad
 Consultant Pediatric Neuroradiologist
 Great Ormond Street Hospital
 London, UK



Musculoskeletal
Dr. Harun Gupta
 Consultant Musculoskeletal Radiologist
 Leeds Teaching Hospitals
 Leeds, UK



Musculoskeletal
Dr. James Teh
 Consultant Radiologist
 Nuffield Orthopaedic Centre, Oxford
 England, UK



Musculoskeletal
Dr. Vijay Papineni
 Consultant MSK Radiologist
 Sheikh Shakhbout Medical City (Mayo Clinic),
 Abu Dhabi, UAE



Musculoskeletal
Prof. Mahesh Prakash
 Professor PGIMER,
 Chandigarh, India



Musculoskeletal
Prof. Radhesh Lalam
 Consultant Radiologist
 Robert Jones and Agnes Huny Orthopaedic
 Hospital
 Gobowen, UK



Musculoskeletal
Dr. Raj Chari
 Consultant Musculoskeletal Radiologist
 Nuffield Orthopaedic Centre
 Oxford University Hospitals
 London, UK




Musculoskeletal
Dr. Violeta Vasilevska Nikodinovska
 Full University Professor
 Medical Faculty,
 St. Cyril and Methodius University in Skopje,
 Macedonia



Musculoskeletal
Dr. Jaspreet Singh
 Consultant Radiologist
 The Roberts Jones and Agnes Hunt Orthopaedic
 Hospital, UK
 England, UK



Musculoskeletal
Dr. Tarek Hegazi
 Assistant Professor and Consultant Radiologist
 Chairman, Department of Radiology
 Imam Abdulrahman Bin Faisal University,
 Dammam, Saudi Arabia



Musculoskeletal/ Interventional Radiology
Dr. Aser Farghal
 Consultant Interventional and Musculoskeletal
 Radiologist
 Sheikh Shakhbout Medical City,
 Abu Dhabi, UAE


SPEAKERS


Genitourinary
Prof. Haytham Shebel
 Professor of Radiology
 Urology and Nephrology Center, Mansoura
 University,
 Egypt



Genitourinary
Dr. Jonathan Richenberg
 Consultant radiologist
 Sussex Universities Hospitals NHS Foundation
 Trust
 Sussex, UK



Genitourinary
Dr. Tristan Barrett
 Radiology Consultant
 Addenbrooke's Hospital
 England, UK



Genitourinary
Dr. Rasha S. Hussein
 Associate Professor of Radiology and
 Molecular Imaging
 Ain Shams University
 Cairo, Egypt



Gastrointestinal
Dr. Hedvig Kartesz
 Consultant Radiologist
 Bristol Royal Infirmary
 Bristol, UK



Gastrointestinal
Dr. Ian Zealley
 Consultant Radiologist
 Ninewells Hospital,
 Dundee, UK



Gastrointestinal
Dr. Lutfi Kurban
 Consultant Radiologist
 American Hospital
 Dubai, UAE



Gastrointestinal
Dr. Eric Vens
 Chairman of the Imaging Institute
 Cleveland Clinic,
 Abu Dhabi, UAE



Gastrointestinal
Dr. Priyank Gupta
 Co-Director Radiology Residency Program
 Rashid Hospital, Dubai Health Authority
 Dubai, UAE



Gastrointestinal
Dr. Shaikh Sayeed Iqbal
 Senior Specialist Radiologist
 Rashid Hospital
 Dubai, UAE



Gastrointestinal
Dr. Omar Al Marzouqi
 Consultant surgery/ Associate professor of
 General Surgery
 Rashid hospital (DHA)/ Mohammad Bin
 Rashid University of Medicine (MBRU)
 Dubai, UAE



Gastrointestinal
Dr. Navin Kumar Manickam
 Senior Specialist Registrar
 Rashid Hospital,
 Dubai, UAE



Gastrointestinal
Dr. Paul Businge
 Consultant Gastroradiologist
 Rashid Hospital,
 Dubai, UAE



Interventional Radiology
Dr. Prof. Jamal Aldeen Alkoteesh
 Chairman of Clinical Imaging and Chief
 of Interventional Radiology
 Tawam Hospital
 Abu Dhabi, UAE



Interventional Radiology
Prof. Robert Morgan
 Professor of Interventional Radiology
 Clinical Director and Consultant Radiologist
 St George's University Hospitals NHS Foundation Trust
 London, UK



Interventional Radiology
Dr. Usman Shaikh
 Consultant Interventionalist
 Shaikh Khalifa Medical City
 Abu Dhabi, UAE



Interventional Radiology
Dr. Ounali Jaffer
 Consultant
 Royal London Hospital/ Barts NHS Trust
 London, UK



Interventional Radiology
Dr. Fadi Youness
 Head of Interventional Oncology
 Cleveland Clinic,
 Abu Dhabi, UAE

 **SPEAKERS**



Interventional Radiology
Dr. Shahabzali Patil
Consultant Interventional Radiologist
Sheikh Shakhbout Medical City (Mayo),
Abu Dhabi, UAE



Interventional Radiology
Dr. Ravi Gadahadh
Consultant Interventional Radiology
Sheikh Shakhbout Medical City,
Abu Dhabi, UAE



Interventional Radiology
Dr. Alaadin Hakim
Consultant Interventional Radiology
Fakheh University Hospital,
Dubai, UAE



Interventional Radiology
Dr. Ayman Al-Sibaie
Consultant for Intervention Radiology
Rashid Hospital,
Dubai, UAE



Neuroradiology
Dr. Mannzoor Ahmed
Consultant Radiologist/ Chair Department
Sheikh Khalifa Medical City,
Abu Dhabi, UAE



Neuroradiology
Dr. Mohammad Asif Dogar
Consultant Neuroradiologist
Cleveland Clinic,
Abu Dhabi, UAE



Neuroradiology
Dr. Rekha Siripurapu
Consultant Neuroradiologist
Manchester Centre for Clinical Neurosciences,
Manchester, UK



Neuroradiology
Dr. Helen Cliffe
Consultant Neuroradiologist
Leeds Teaching Hospital NHS Trust, UK
Leeds, UK



Breast Imaging
Dr. Sarah McWilliams
Consultant Radiologist and Lead Medical Training
St Georges NHS Foundation Trust,
London, UK



Breast Imaging
Dr. Caroline Taylor
Consultant Radiologist
Jarvis Breast Screening Centre, Guildford,
Surrey, UK



Breast Imaging
Dr. Yee Ting Sim
Consultant Breast Radiologist
Mediclinic City Hospital,
Dubai, UAE



Breast Imaging
Dr. Leila Ismail
Consultant Breast Radiologist
Mediclinic City Hospital
Dubai, UAE



Breast Imaging
Dr. Mahira Yunus
Interventional Breast Radiologist
Fakheh University Hospital,
Dubai, UAE



Breast Imaging
Dr. Youzar Jafar
Consultant Breast & Gynae Radiologist
Nottingham Breast Institute
Nottingham, UK



Gynaecological Imaging
Dr. Rania El Sayed
Assistant Professor of Radiology
Head of "Cairo University Pelvic Floor
Imaging Unit and Research Lab"
Department of Radiology, Cairo University
Teaching Hospitals
Cairo, Egypt



Gynaecological Imaging
Dr. Nishat Bharwani
Consultant Radiologist
Imperial College Healthcare NHS Trust
England, UK



Gynaecological Imaging
Dr. Faye Cuthbert
Consultant Radiologist
University Hospitals Sussex NHS Foundation
Trust
Sussex, UK



Artificial Intelligence
Prof. Andrea Rockall
Clinical Chair in Radiology
Imperial College
London, UK


SPEAKERS


Artificial Intelligence
Dr. Mitchell Chen
 NIHR Clinical Lecturer
 Imperial College
 London, UK




Artificial Intelligence
Dr. Dimitri Amiras
 Radiology Consultant
 Imperial College Healthcare Trust
 London, UK




REAL
Dr. Jonathan Smith
 Consultant Radiologist
 St James's University Hospital
 Leeds, UK



iRefer
Dr. Ashley Shaw
 Medical Director
 Cambridge University Hospitals
 England, UK



iRefer
Amanda Wells
 iRefer Project Manager
 The Royal College of Radiologists
 London, UK



iRefer
Yash Chitale
 Product Manager- iRefer
 The Royal College of Radiologists
 London, UK



QSI
Nicola Hancock
 Quality and Standards Operations Manager
 The Royal College of Radiologists
 London, UK



CESR
Ruth Gibson
 Equivalence Officer
 The Royal College of Radiologists
 UK



Dr. Anjum Ahmed
 Global Chief Medical Officer,
 Agfa HealthCare
 Toronto, Canada



Dr. Muhammad Yaman Adi
 Derriford Hospital,
 Plymouth, UK



Mrs. Joshi Mayuri
 GI Clinical Marketing Expert
 Siemens Healthineers,
 MESA Zone
 Dubai, UAE





ACCREDITATION BODIES



ACCREDITATION BODIES

This Congress is CME accredited with:



CONGRESS GOALS AND OBJECTIVES

OBJECTIVES

- Continuous medical education and skill enhancing based on up-to-date innovative technology
- Providing a valuable contribution and support to strive more towards achieving the vision “Towards a healthier and Happier Community.
- The introduction of different modalities in the area to improve the understanding of diseases.
- The role of innovation in the field and even the role of radiology in innovation of medicine, radiology to always be a step ahead to provide the best for patients
- To give hands-on experiences through different workshops
- Demonstrate an understanding of evidence-based strategies and their implied best practices
- To improve the standard of medical practice across the fields of radiology and oncology

BENEFITS OF ATTENDING

- Gained Continuing Professional Development (CPD) credit hours from DHA and RCR
- Meet & learn from world renowned speakers bringing the latest updates, techniques, best practices in the field of radiology and oncology
- Hearing from the clinical experts sharing best practice, gaining insights to improve, expand the clinical skills and build professional relations with colleagues from around the world
- Experienced hands-on courses, workshops and interactive presentations and panel discussions covering the latest advances and practical knowledge in the field



SCIENTIFIC PROGRAM

DAY 1 – THURSDAY 29 SEPTEMBER 2022

Timing	Room 1 Al Baraha 1	Room 2 Al Baraha 2	Room 3 Al Baraha 3	Room 4 Al Noor 2	Room 5 Al Noor 1	Room 6- Workshops Al Khayma
08:00 - 09:00	REGISTRATION and Welcome Tea/Coffee					
09:00 - 11:00	Musculoskeletal Imaging Moderators: Dr. Asad Shah Dr. Rashid Alsharhan	Gastrointestinal Imaging Moderators: Dr. Hedvig Karteszki Dr. Rania Soued	Gynaecological Imaging Moderators: Dr. Faye Cuthbert Dr. Nishat Bharwani	Interventional Radiology Moderators: Prof. Aghiad Al- Kutoubi Dr. Raman Uberoi	Head and Neck Imaging Moderators: Prof. Elizabeth Loney Dr. Ayman Elsayed	
Session Titles	MSK diagnostic challenges: How do I report	Imaging the liver	Gynaecological Radiology	Emergency IR	Temp bone / Otology	
	09:00 - 09:20 Ligaments tears of the Ankle Dr. Ramy Mansour	09:00 - 09:20 Benign Liver lesions Prof Mark Callaway	09:00 - 09:30 Acute gynae imaging Prof Andrea Rockall	09:00 - 09:20 Haemoptysis Dr. Ayman Al-Sibaie	09:00 - 09:20 NOE / Skull Base Infection Dr. David Summers	
	09:20 - 09:40 Ligament tears of the Elbow Dr. James Teh	09:20 - 09:40 Malignant liver lesions Prof. Mark Callaway	09:30 - 10:00 Endometriosis Dr. Nishat Bharwani	09:20 - 09:40 IR Management of misplaced central lines Dr. Aser Farghal	09:20 - 09:40 Middle Ear Path (Cholesteatoma / Tumours) Dr. Salman Qureshi	
	09:40 - 10:00 TFCC injury Dr. Ramy Mansour	09:40 - 10:00 The liver and interventional radiology Prof. Mark Callaway	10:00 - 10:30 MRI placenta Dr. Faye Cuthbert	09:40 - 10:00 Trauma Bleeding Dr. Usman Sheikh	09:40 - 10:00 Conductive and SN Hearing Loss Dr. Jagrit Shah	
	10:00 - 10:20 Sport Imaging of the hip Dr. Tarek Hegazi	10:00 - 10:20 Multi-Modality Evaluation of Liver Masses Dr. Eric Vens	10:30 - 11:00 MRI Pelvic Floor: The New 2021 Guidelines Every Radiologist should know Dr. Rania El Sayed	10:00 - 10:20 Aortic rupture & acute dissection Dr. Ayman Al-Sibaie	10:00 - 10:20 Tinnitus (Pulsatile / Non-Pulsatile) Dr. Surjith Vattoth	
	10:20 - 10:40 Imaging of the nerves Prof. Mahesh Prakash	10:20 - 10:40 Panel Discussion		10:20 - 10:40 Acute B Dissection Prof Robert Morgan	10:20-10:30 Panel Discussion Dr. Salman Qureshi Dr. David Summers Dr. Jagrit Shah Dr. Surjith Vattoth	
	10:40 - 11:00 Post-operative spine Dr. Aser Farghal	10:40 - 10:50 Preoperative estimation of liver graft volume by MRI and CT and its correlation with intraoperative graft weight in living donor liver transplantation Dr. Abdul Bari		10:40 - 10:50 Percutaneous nephrostomy versus ureteral stenting in the management of malignant ureteral obstruction: a systematic review Dr. Bilal Ibrahim	10:30 - 10:40 FDG PET-CT for Response-Adapted Radiotherapy Planning in HPV+ Oro-Pharyngeal SCC. Initial Experience from the PEARL Trial Dr. Nicholas Morley	
		10:50 - 11:00 MRI abdomen sequences: from physics to pathology Dr. Anil Kumar Geetha Virupakshappa		10:50 - 11:00 Nanotechnology for enhancement of sonographic needle visibility Dr. Kumar Subramanian	10:40 - 10:50 F18-choline PET/CT in hyperparathyroidism- the Oxford experience Dr. Safia Rehman	
11:00 - 11:30	Welcome speech by the 'Director General-DHA'			His Excellency Mr. Awadh Seghayer Al Ketbi		
	Welcome speech by 'RCR President'			Dr. Kath Halliday		
	Welcome speech by the 'Director of the Diagnostic imaging department at the DHA'			Dr. Usama Mohammad Hassan AlBastaki		
	Ribbon Cutting & Exhibit visit					
11:30 - 13:00	Keynote Lecture			Prof. Tarek Yousry		
	Title: Multiple Sclerosis: Guidelines to Diagnosis and Follow-up			Prof. Tarek El-Diasty		
	Honorary Membership Acceptance			Dr. Sami Khan		
	Couch Kerley Lecture			Dr. Kath Halliday		
	Title: *Striving for global equality in radiology teaching and practice: The impact of a Covid initiative*					
	Thank You note					
13:00 - 14:00	Lunch					
14:00 - 15:30	Artificial Intelligence Moderator: Prof. Andrea Rockall	Genitourinary Imaging Moderators: Prof. Tarek El-Diasty Dr. Tristan Barrett	Head and Neck Imaging Moderators: Dr. Salman Qureshi Dr. Surjith Vattoth	REAL Moderator: Ms. Nicola Hancock	Chest Imaging	
Session Titles	Artificial Intelligence	Renal imaging	Skull bases / Sinuses	Introduction to REAL	Interactive Session Title: Tips and tricks for reporting HRCT	
	14:00 - 14:20 Creating an environment for safe imaging AI Prof. Andrea Rockall	14:00 - 14:20 Imaging of renal cancer where are we now? Dr. Rasha Hussein	14:00 - 14:20 Skull Base Anatomy / Pathology Prof. Elizabeth Loney	14:00 - 14:15 Learning from errors without blame or shame Dr. Jonathan Smith	Speakers: Dr. Annette Johnstone Prof. Ben Holloway Dr. Lamia Jamjoom	Paid Workshop Paediatric Imaging Ultrasound of neonatal hip in paediatric imaging
	14:20 - 14:40 Radiomics and Artificial Intelligence for Precision Medicine in Lung Cancer Treatment Dr. Mitchell Chen	14:20 - 14:40 Renal tumour ablation: Practical considerations and post-treatment imaging appearances Dr. Amit Patel	14:20 - 14:40 Trigeminal / Facial Nerve Pathology Dr. David Summers	14:15 - 14:30 Targeted teaching session: 4 Pitfalls in paediatric radiology Dr. William Ramsden		Speakers: Dr. Ghufran Alhashmi Dr. Joanna Kasznia-Brown

DAY 1 – THURSDAY 29 SEPTEMBER 2022

Timing	Room 1 Al Baraha 1	Room 2 Al Baraha 2	Room 3 Al Baraha 3	Room 4 Al Noor 2	Room 5 Al Noor 1	Room 6- Workshops Al Khayma
	14:40 - 15:00 Putting the XR in Xray: Applications of Extended Reality in Radiology Dr. Dimitri Amiras	14:40 - 15:00 The multimodality approach to cystic renal lesions Dr. Faye Cuthbert	14:40 - 15:00 Paranasal Review Dr. Sameer Raniga	14:30 – 14:45 How we run a Radiology Events and Learning Meeting (REALM) Dr. Jonathan Smith		
	15:00 - 15:20 Round Table: Key elements for successful translation of AI in radiology practice with Prof. Declan O'Regan	15:00 - 15:20 Imaging of urinary tract calcification and renal infection Prof. Haytham Shebel	15:00 - 15:10 Panel Discussion Prof. Elizabeth Loney Dr. David Summers Dr. Sameer Raniga	14:45 - 15:00 Targeted teaching session: 4 pitfalls in reporting Chest X ray Dr. Seung-Jin Choi		
	15:20 - 15:30 Quality of reporting of artificial intelligence studies - lessons learnt from a systematic review of the literature Dr. Samer Alabed	15:20 - 15:30 Minimising radiation dose in computed tomography of kidneys, ureters, and bladder (CT-KUB) Dr. Basel Haddadin	15:10 - 15:20 Skull Base cases Dr. Jagrit Shah	15:00 - 15:15 Three things I've learned about learning from errors Dr. Jonathan Smith		
			15:20-15:30 Paranasal Sinuses cases Dr. Ahmed El Beltagi	15:15-15:30 Targeted teaching session: 4 pitfalls in low dose screening CTs for lung cancer Dr. Annette Johnstone		
15:30 - 16:00 Coffee Break						
16:00 - 17:30	Gastrointestinal Imaging Moderator: Dr. Waleed Elsharkawy	Cardiac Imaging Moderators: Dr. Michelle Williams Dr. Lamia Jamjoom	Interventional Radiology Moderator: Prof. Aghiad Al-Kutoubi	Neuroradiology Imaging Moderator: Dr. Tarig Elnour Abdalla	Paid Workshop Musculoskeletal Imaging	
	Interactive session: Liver Imaging	CMR educational session	Dialysis	Paid Workshop Paediatric stroke workshop	US guided joint injections	
	Speaker: Prof. Mark Callaway	16:00 - 16:20 Cardiomyopathy Prof. Declan O'Regan	16:00 - 16:20 Percutaneous AV fistula creation Dr. Ounali Jaffer	Speaker: Dr. Helen Cliffe	Speakers: Dr. James Teh Dr. Ramy Mansour, Dr. Rashid Al Sharhan Prof. Radhesh Lalam Dr. Vijay Papineni	
		16:20 - 16:45 Updates in MR evaluation of coronary artery diseases Prof. Ahmed Ibrahim	16:20 - 16:40 Interventional management of acutely blocked fistula Dr. Alaadin Hakim			
		16:45 - 17:10 Setting up a CMR service: What do radiologists need to know? Dr. Mashael Alrujaib	16:40 - 17:00 IR treatment of failing fistula: PTA/High pressure/ Drug eluting Dr. Ounali Jaffer			
		17:10 - 17:30 What else CMR can do (tumours, congenital, pericardium) Dr. Stephen Harden	17:00 - 17:20 IR treatment of failing fistula: Stents & stent grafts Dr. Raman Uberoi			
			17:20 - 17:30 Scientific Presentation			

DAY 2 – FRIDAY 30 SEPTEMBER 2022

Timing	Room 1 Al Baraha 1	Room 2 Al Baraha 2	Room 3 Al Baraha 3	Room 4 Al Noor 2	Room 5 Al Noor 1	Room 6- Workshops Al Khayma
		12:30 - 13:00 Acute pancreatitis Dr. Priyank Gupta	12:00 - 12:20 Renal imaging in neonates – how and when to image. Dr. Zehour Alsabban	12:10 - 12:30 Understanding non-mass enhancement on MRI Dr. Leila Ismail		
			12:20 - 12:40 IR in neonatal care Dr. Ash Chakraborty	12:30 - 13:00 MRI assessing response to chemotherapy in breast cancer Dr Mahira Yunus		
			12:40-13:00 Panel Discussion			
13:00 - 14:00	Lunch					
14:00 - 15:30	Musculoskeletal Imaging Moderators: Dr. Ramy Mansour Dr. Vijay Papineni	Chest Imaging Moderators: Prof. Ben Holloway Dr. Lamia Jamjoom	Genitourinary Imaging Moderators: Dr. Amit Patel Dr. Tristan Barrett	Quality improvement in Radiology Services Moderator: Ms. Nicola Hancock	Paid Workshop CESR Ruth Gibson	
Session Titles	Special focus session on tumours: What should non-specialist centres do and what do specialist centres do?	Thoracic imaging for the non-subspecialty reporter	GU emergencies	QSI Global and GIRFT		
	14:00 - 14:20 Minimal and optimal imaging strategy for bone tumours Dr. Raj Chari	14:00 - 14:30 Assessment of the anterior mediastinum Dr. Reem Alsaif	14:00 - 14:20 Post kidney transplan complications: from ultrasound to molecular imaging Dr. Jonathan Richenberg	14:00 - 14:15 What is QSI? Ms Nicola Hancock		Paid Workshop Interventional Radiology
	14:20 - 14:40 Minimal and optimal imaging strategy for soft tissue tumours Dr. Harun Gupta	14:30 - 15:00 Pulmonary Infections Dr. Reem Alsaif	14:20 - 14:40 Urological emergencies: Interventional radiology to the rescue Prof. Tarek El-Diasty	14:15 - 14:25 Introduction to QSI on a global scale Prof. Mark Callaway, Dr. Usama Al Bastaki		US guided intervention. Basic principles biopsies/access Dr. Ravi Gadahadh
	14:40 - 15:00 Postoperative and post-treatment imaging in sarcoma Prof. Radhesh Lalam	15:00 - 15:30 Cardiac findings on thoracic imaging for the non-cardiac Radiologist Prof. Ben Holloway	14:40-15:00 Imaging of TCC: VI-RADS and beyond Dr. Rasha Hussein	14:25 - 14:50 Talks from QSI Global Steering Group		
	15:00 - 15:20 How to determine invasion of surrounding structures on imaging? Dr. Raj Chari		15:00 - 15:20 Adrenal imaging – decision making in clinical scenarios Prof. Haytham Shebel	14:50 - 15:10 Quality improvement in English Radiology - Getting in Right First Time (GIRFT) Dr. Kath Halliday		
	15:20 - 15:30 Role of MDT. Case based approach where MDT role is crucial Dr. James Teh		15:20 - 15:30 CT KUB as gold standard for renal colic – a closed loop audit Dr. Bilal Ibrahim	15:10 - 15:30 Panel Discussion		
15:30 - 16:00	Coffee Break					

DAY 2 – FRIDAY 30 SEPTEMBER 2022

Timing	Room 1 Al Baraha 1	Room 2 Al Baraha 2	Room 3 Al Baraha 3	Room 4 Al Noor 2	Room 5 Al Noor 1	Room 6- Workshops Al Khayma		
08:30 - 10:30	Cardiac Imaging Moderators: Dr. Stephen Harden Dr. Lamia Jamjoom	Gastrointestinal Imaging Moderators: Prof. Mark Callaway Dr. Rehaan Nensey	Paediatric Imaging Moderators: Dr. Ghufuran Alhashmi Dr. Joanna Kasznia-Brown	Breast Imaging Moderators: Dr. Naghma Erum Nawaz Dr. Asiya Maheen Khan	Paid Workshop Genitourinary Imaging	<p>09:00 - 10:30 Workshop by Siemens Healthcare</p> <p>Title: Advanced Ultrasound imaging in diagnosis of liver steatosis and liver fibrosis</p> <p>Speaker: Mrs. Joshi Mayuri, GI Clinical Marketing Expert Siemens Healthineers, MESA Zone</p>		
Session Titles	Cardiac CT educational session	Imaging the Pancreas and biliary Tract	Imaging of paediatric abdominal emergencies	Conventional Breast Imaging	<p>Prostate Imaging workshop – hands-on case review.</p> <p>Speakers- Dr. Amit Patel Dr. Tristan Barrett Prof. Haytham Shebel and Dr. Rasha Hussein</p>			
08:30 - 09:00 Technique and updates in cardiac CT imaging in 2022 Prof. Ahmed Ibrahim	08:30 - 09:00 Radiological Assessment of Pancreatic Cysts Dr. Hedvig Kartszki	08:30 - 08:50 Neonatal GI emergencies – urgent or very urgent imaging? Dr. Hakeema Alhashimi	08:30 - 08:55 Tomosynthesis Dr. Caroline Taylor					
09:00 - 09:30 Image interpretation and reporting Dr. Ahmed Sherif	09:00 - 09:30 Radiological Diagnosis and Staging of Pancreatic Cancer Dr. Hedvig Kartszki	08:50 - 09:10 Necrotising enterocolitis – new trends in imaging and treatment Dr. William Ramsden	08:55 - 09:15 Shear Wave Elastography Dr. Yee Ting Sim					
09:30 - 10:00 Fat containing lesions in the heart Dr. Ahmed Sherif	09:30 - 10:00 Unpacking the PACKERS: Advanced Imaging Role Rashid Hospital Dubai Experience Dr. Shaikh Sayeed Iqbal	09:10 - 09:30 Intussusception – how to make a difference? Dr. Zehour Alsabban	09:15 - 09:40 Imaging breast implants Dr. Sarah McWilliams					
10:00 - 10:30 Current evidence base for utility and guidelines Dr. Michelle Williams	10:00 - 10:30 Imaging of the gallbladder and the bile ducts Dr. Eric Vens	09:30 - 09:50 Appendix – do we need imaging here? Dr. Hakeema Alhashimi	09:40 - 10:05 Screening/Interval Cancer Dr. Caroline Taylor					
		09:50 - 10:10 Imaging in abdominal trauma Dr. Joanna Kasznia- Brown	10:05-10:25 CESM Dr. Yousar Jafar					
		10:10 - 10:20 Liver biopsy needle size and adequacy of sample. Review of practice at a Children's Liver Centre Dr. Nasim Tahir	10:25 - 10:30 Panel Discussion					
10:30 - 11:00	Welcome Tea and Coffee							
11:00 - 13:00	Gynaecological Imaging Moderator: Dr. Rania El Sayed	Gastrointestinal Imaging Moderators: Prof. Mark Callaway Dr. Abdul Samad Punekar	Paediatric Imaging Moderators: Dr. Naghma Erum Nawaz Dr. Ghufuran Alhashmi	Breast Imaging Moderators: Dr. Naghma Erum Nawaz Dr. Asiya Maheen Khan			Paid Workshop Cardiac case-based Review	<p>11:00-12:00 Workshop by GE Healthcare</p> <p>Title: Ischaemic and haemorrhagic stroke: diagnosis and treatment</p> <p>Speaker: Dr. Muhammad Yaman Adi from Derriford Hospital, Plymouth</p>
Session Titles	Gynaecological Cancer	Controversy in acute abdomen Imaging	Neonatal imaging	Breast MRI		11:00-11:25 Cardiac Pearls for the General Radiologists Dr. Lamia Jamjoom		
11:00 - 11:15 Update on cervical cancer Dr. Nishat Bharwani	11:00 - 11:30 GI Bleeding Dr. Ian Zealley	11:00 - 11:20 Ultrasound of brain & spine in neonates - tips & tricks from the expert Dr. Shyam Mohan	11:00 - 11:25 Second look Breast Ultrasound after Breast MRI Dr. Sarah McWilliams					
11:15 - 11:30 Update on Endometrial cancer Dr. Faye Cuthbert	11:30 - 12:00 Acute abdomen in pregnancy Dr. Ian Zealley	11:20 - 11:40 Interpretative pitfalls in neonatal brain MRI Dr. Kish Mankad	11:25 - 11:50 Very high-risk screening Dr. Caroline Taylor					
11:30-13:00 O-RADS MRI - lectures and cases Prof. Andrea Rockall Dr. Nishat Bharwani Dr. Faye Cuthbert	12:00-12:30 Acute small bowel Dr. Hedvig Kartszki	11:40-12:00 Neonatal brain MRI - most common pathologies not to be missed. Dr. Amna Kashgari	11:50-12:10 Fast MRI and DWI in Breast Imaging Dr. Sarah McWilliams	12:10-12:55 CMR case-based review - Dr. Stephen Harden Dr. Usama Al Bastaki				

DAY 2 – FRIDAY 30 SEPTEMBER 2022

Timing	Room 1 Al Baraha 1	Room 2 Al Baraha 2	Room 3 Al Baraha 3	Room 4 Al Noor 2	Room 5 Al Noor 1	Room 6- Workshops Al Khayma
16:00 - 17:30	Musculoskeletal Imaging Moderators: Dr. James Teh Prof. Radhesh Lalam	Chest Imaging Moderators: Dr. Lamia Jamjoom Dr. Seung-Jin Choi	Genitourinary Imaging Moderators: Dr. Amit Patel Prof. Haytham Shebel	Neuroradiology Moderators: Dr. Tarig Elnour Abdalla Dr. Daniel Birchall	Paid Workshop CESR Ruth Gibson	
Session Titles	Technical advances in MSK imaging	Lung cancer Staging and Screening - An update	Prostate and genital imaging	Neuro-infection		
	16:00 - 16:20 MR Arthrogram. Do we still need it? Dr. Vijay Papineni	16:00 - 16:30 TNM 8 - getting it right - Middle East Dr. Faiza Al Kindi	16:00 - 16:20 Overview of multiparametric MRI in prostate cancer detection Dr. Tristan Barrett	16:00-16:30 CNS infections in the immunocompetent: what is the role of imaging? Dr. Rekha Siripurapu		Paid Workshop
	16:20 - 16:40 Dual Energy CT applications in MSK Dr. Rashid Al Sharhan	16:30- 17:00 Lung cancer screening roadmap in KSA Dr. Mashael Alrujaib	16:20 – 16:40 Nuclear medicine in urogenital oncology: what does the future hold? Dr. Rasha Hussein	16:30-17:00 CNS infections in the immunocompromised Dr. Rekha Siripurapu		Interventional Radiology
	16:40 - 17:00 Imaging in Motion Dr Jaspreet Singh	17:00 - 17:30 Lung cancer screening - UK Experience – Dr. Annette Johnstone	16:40 - 17:00 Multiparametric imaging of the scrotum Dr. Jonathan Richenberg	17:00 - 17:30 HIV in the antiretroviral era: looking beyond opportunistic infections Dr. Rekha Siripurapu		Thrombectomy devices for occlusions Dr. Ounali Jaffer
	17:00 - 17:10 Opportunistic screening for osteoporosis using L1 trabecular attenuation in Bahraini population Dr. Noor Shamlooh		17:00 - 17:20 The diagnostic approach to male factor infertility Prof. Tarek El-Diasty			
	17:10 - 17:20 Accuracy of grayscale, power doppler ultrasound in assessing activity of rheumatoid arthritis and role in treatment modification Dr. Dhruv Jain		17:20 - 17:30 Incidence of contrast-induced nephropathy in cancer patients on active treatment undergoing contrast-enhanced computed tomography Dr. Rahaf Almoallim			
	17:20 - 17:30 Movement artefact on appendicular SPECT/CT: impact of the introduction of a vacuum immobilisation device Dr. Eleanor Ainsworth					
Gala Dinner						

DAY 3 – SATURDAY 1 OCTOBER 2022

Timing	Room 1 Al Baraha 1	Room 2 Al Baraha 2	Room 3 Al Baraha 3	Room 4 Al Noor 2	Room 5 Al Noor 1	Room 6- Workshops Al Khayma
08:30 - 10:30	Chest Imaging Moderators: Dr. Annette Johnstone Dr. Lamia Jamjoom	Neuroradiology Imaging Moderators: Dr. Tarig Elnour Abdalla Dr. Rekha Siripurapu	Paediatric Imaging Moderators: Dr. Amna Kashgari Dr. Joanna Kasznia- Brown	Gastrointestinal Imaging	Interventional Radiology Moderators: Dr. Raman Uberoi Prof. Aghiad Al-Kutoubi	08:30-10:30 Workshop by Agfa Healthcare Title: Augmented Radiology - Practical AI and the Workflow Impact Speaker: Dr. Anjum Ahmed Global Chief Medical Officer, Agfa HealthCare
Session Titles	ILD	Tumours	MSK imaging in children	Interactive Session: Pancreas Imaging	PAD	
	08:30 - 09:00 Diagnosing IPF on CT - Tips and pitfalls- Dr. Faiza Al Kindi	08:30 - 09:00 Adult brain tumours in real life: A review of recent MDT cases Dr. Daniel Birchall	08:30 - 08:50 Growing and changing skeleton – tips for interpreting radiographs Dr. Ghufran Alhashmi	Speakers: Dr Paul Businge Dr. Omar Al Marzouqi Dr. Usama Al Bastaki	08:30 - 08:50 Distal arterialization in the desert foot Dr Raman Uberoi	
	09:00 - 09:30 Smoking related lung disease Dr. Mahmoud Elkaissi	09:00 - 09:30 Tumour mimics in adults: A review of real-life diagnostic difficulties Dr. Daniel Birchall	08:50 - 09:10 MRI of MSK system in children – what do I need to remember. Dr. Ghufran Alhashmi		08:50 - 09:10 Update on drug eluting technologies Prof Robert Morgan	
	09:30 - 10:00 Pulmonary manifestations of Connective tissue disease Dr. Mahmoud Elkaissi	09:30 - 10:00 New brain tumour entities in children Dr. Kish Mankad	09:10 - 09:30 Imaging of skeletal infections Dr. Joanna Kasznia- Brown		09:10 - 09:30 IR management of occlusive aorto-iliac disease Prof. Aghiad Al-Kutoubi	
	10:00 - 10:30 CT findings with the greatest impact on treatment in ILD Prof. Ben Holloway	10:00 - 10:30 Abusive head trauma Dr. Kish Mankad	09:30 - 09:50 Paediatric rheumatology – how and when to image Dr. Joanna Kasznia- Brown		09:30-09:50 Adjunctive therapies to improve outcome of fem pop angioplasty Dr. Ounali Jaffer	
			09:50 - 10:10 Soft tissue lesions in children. Dr. Shyam Mohan		09:50 - 10:10 IR treatment of acute fem pop occlusion Prof. Robert Morgan	
			10:10 - 10:30 Panel Discussion		10:10 - 10:30 Panel Discussion	
10:30 - 11:00	Coffee Break					
11:00 - 13:00	Chest Imaging	Neuroradiology Imaging Moderators: Dr. Tarig Elnour Abdalla Dr. Kish Mankad	Paediatric Imaging Moderators: Dr. Amna Kashgari Dr. Joanna Kasznia-Brown	Musculoskeletal Imaging	Interventional Radiology Moderators: Prof. Aghiad Al-Kutoubi Prof. Robert Morgan	
Session Titles	Interactive Session: A compendium of Acute Thoracic Radiology & Thoracic Trauma	Strokes	Advances in paediatric MRI imaging	Interactive Session: Acute spine injuries	Embolotherapy	Paid Workshop Head and Neck Thyroid/ Cranial Workshop 11:00 - 11:40 Cranial Nerves Prof. Elizabeth Loney 12:00 - 13:00 Thyroid Imaging and Nodule Evaluation Dr. Ayman Elsayed
	Speakers: Dr. Annette Johnstone and Dr. Seung-Jin Choi	11:00 - 11:25 Acute Ischemic Stroke Imaging: Current Perspectives Dr. Taleb Almansoori	11:00 - 11:20 How to perform paediatric MRI - new trends and techniques	Speakers: Dr. Raj Chari Dr. Harun Gupta and Dr. Rashid Al Sharhan	11:00 - 11:20 Pulmonary AVM Dr. Fadi Youness	
	12:50 - 13:00 Comparison of CTPA and V/Q diagnostic outcomes in post- partum women Dr. Sherif Elsobky	11:25 - 11:50 Acute Ischemic Stroke: Management Approach Dr. Taleb Almansoori	11:20 - 11:40 Whole body MRI – indication and optimisation of scanning technique Dr. Joanna Kasznia-Brown		11:20 - 11:40 Pelvic congestion syndrome/ varicocele Dr. Shahabazali Patil	

DAY 3 – SATURDAY 1 OCTOBER 2022

Timing	Room 1 Al Baraha 1	Room 2 Al Baraha 2	Room 3 Al Baraha 3	Room 4 Al Noor 2	Room 5 Al Noor 1	Room 6- Workshops Al Khayma	
		11:50 - 12:15 Imaging Review of Neurodegenerative Disorders Dr. Manzoor Ahmed	11:40 - 12:00 MRI of abdominal tumours Dr. Ash Chakraborty		11:40 - 12:00 Embolization of Massive uterine fibroid Dr. Jamal Alkoteesh		
		12:15 - 12:40 Spectroscopy in neurometabolic disorders Dr. Mohammad Asif Dogar	12:00 - 12:20 MRI of small bowel Dr. Joanna Kasznia-Brown		12:00 - 12:20 Haemorrhoid embolization Dr. Raman Uberoi		
		12:40 - 12:50 The accuracy of silent scan MRA in the assessment of treated intracranial aneurysms compared to TOF-MRA and DSA Dr. Ahmad Alghamdi	12:20 - 12:40 Fetal MRI in diagnosis of genitourinary anomalies Dr. Sepideh Sefidbakht		12:20 - 12:40 Complications of UFE in the UAE Dr. Jamal Alkoteesh		
		12:50 - 13:00 Spontaneous intracranial hypotension: typical MRI findings and methods to improve detection Dr. Rajesh Paraswani	12:40 - 13:00 MRI in diagnosis of fetal thoracic anomalies Dr. Sepideh Sefidbakht		12:40 - 13:00 Panel Discussion		
13:00 - 14:00	13:15 - 13:45 Lunch Symposium (Room 3) by Bayer						<p>Speaker: Prof. Mark Callaway, University Hospital Bristol</p>
14:00 - 16:00	Cardiac Imaging Moderators: Dr. Stephen Harden Dr. Lamia Jamjoom	Gastrointestinal Imaging Moderators: Dr. Hassan Salad Hassan Prof. Mark Callaway	Musculoskeletal Imaging Moderators: Dr. Raj Chari Dr. Harun Gupta	iRefer Guidelines Moderators: Ms. Amanda Wells	Head and Neck Imaging Moderator: Dr. David Summers		
Session Titles	Cardiac CT and CMR Scientific Presentations	Imaging the small and large bowel	Special Focus on MSK interventions	Adapting iRefer as the global leaders in clinical radiology referral guidelines	Upper aerodigestive tract	<p>Paid Workshop 14:00 - 16:00 Breast Biopsy</p> <p>Team: Dr. Asiya Maheen Khan Dr. Sarah McWilliams Dr. Caroline Taylor Dr. Mahira Yunus</p> <p>-Hands on Ultrasound -Magseed, stereo Tomo Localisation -MRI Biopsy</p> <p>*Bus will depart from congress venue at 13:30</p>	
	14:00 - 14:45 Advances in cardiac imaging and AI for cardiac CT Dr. Michelle Williams	14:00 - 14:25 Neuroendocrine tumours Dr. Lutfi Kurban	14:00 - 14:20 Pros & Cons of Various injectables Dr. James Teh	<p>Speakers: Dr. Ashley Shaw Mr. Yash Chitale and Ms. Amanda Wells</p>	14:00 - 14:25 Nasopharynx anatomy / pathology Dr. Salman Qureshi		
	14:45 - 15:30 Advances in cardiac imaging and AI for CMR Prof. Declan O'Regan	14:25 - 14:50 Imaging the small bowel - the role of MRI Dr. Ian Zealley	14:20 - 14:40 Sclerotherapy and Cement augmentations Dr. Ramy Mansour		14:25 - 14:50 Oropharynx and oral cavity Dr. Eiman Al-Ajmi		
	15:30 - 15:40 Now you see - cardiac findings on general CT Dr. Samer Alabed	14:50 - 15:15 Management of Crohn's disease in Rashid Hospital, Dubai from the radiology perspective Dr. Paul Businge	14:40 - 15:00 Bone and Soft tissue biopsies: How I do it? Dr. Violeta Vasilevska		14:50 - 15:15 Hypopharynx and larynx Dr. Ahmed El Beltagi		
		15:15 - 15:40 Is there a still role for ultrasound and fluoroscopy in bowel imaging? Prof. Mark Callaway	15:00 - 15:20 Principles and Practices of Cryoablations Prof. Radhesh Lalam		15:15 - 15:30 Panel discussion Dr. Salman Qureshi Dr. Eiman Al-Ajmi, Dr. Ahmed El Beltagi		
		15:40 - 16:00 Role of Radiologist in the evaluation of bowel & mesenteric injuries Dr. Navin Manickam	15:20 - 15:30 RF ablation of non-tumour indications Dr. Ramy Mansour		15:30 - 15:40 Nasopharynx cases Dr. Sameer Raniga		
			15:30 - 15:40 Are we meeting the standards of practice for trauma radiology at a district general hospital in the UK Dr. Ramy Ghazal		15:40 - 15:50 Oropharynx or Oral Cavity cases Dr. Ayman Elsayed		
			15:40 - 15:50 Imaging cartilage characteristics after intraarticular injection of mesenchymal stemcells as treatment of knee osteoarthritis- a literature review Dr. Vasanthapriya Subramaniyam		15:50 - 16:00 Hypopharynx or Larynx cases Dr. Surjith Vattoth		
			15:50 - 16:00 Efficacy of radiofrequency ablation as a treatment option for post-amputation stump neuromas presented Dr. Ramy Mansour (on behalf of Dr. Tagrid Hoque)				
16:00 - 17:00	Closing Ceremony (Room 3)						



Day 1 - 29 September 2022

		Speaker
14:00-15:30	Paediatric Imaging - Al Khayma (Room 6) Ultrasound of neonatal hip in paediatric imaging	Dr. Ghufra Alhashmi Dr. Joanna Kasznia-Brown
16:00-17:30	Paediatric stroke workshop - Al Noor 2 (Room 4) Advancing knowledge in paediatric imaging	Dr. Helen Cliffe
	Musculoskeletal Imaging - Al Noor 1 (Room 5) US guided joint injections	Dr. James Teh Prof. Radhesh Lalam Dr. Ramy Mansour Dr. Rashid Al Sharhan Dr. Vijay Papineni

Day 2 - 30 September 2022

08:30-10:30	Genitourinary Imaging - Al Noor 1 (Room 5) Prostate Imaging workshop – hands-on case review	Dr. Amit Patel Prof. Haytham Shebel Dr. Rasha Hussein Dr. Tristan Barrett
11:00-13:00	Cardiac - Al Noor 1 (Room 5) Cardiac case-based Review	
11:00-11:25	• Cardiac Pearls for the General Radiologists	Dr. Lamia Jamjoom
11:25-12:10	• Cardiac CT case-based review	Prof. Ahmed Samir Ibrahim Dr. Lamia Jamjoom
12:10-12:55	• CMR case-based review	Dr. Stephen Harden Dr. Usama Al Bastaki
14:00-15:30	Interventional Radiology - Al Khayma (Room 6) US guided intervention. Basic principles biopsies/access	Dr. Ravi Gadahadh
16:00-17:30	Interventional Radiology - Al Khayma (Room 6) Thrombectomy devices for occlusions	Dr. Ounali Jaffer
	CESR - Al Noor 1 (Room 5)	
14:00-15:30	Session 1	Ms. Ruth Gibson
16:00-17:30	Session 2	Ms. Ruth Gibson

Day 3 - 01 October 2022

11:00-13:00	Head and Neck - Al Khayma (Room 6) Thyroid/Cranial Nerves Workshop	
11:00-11:40	• Cranial Nerves	Prof. Elizabeth Loney
12:00-13:00	• Thyroid Imaging and Nodule Evaluation	Dr. Ayman Elsayed
14:00-16:00	Breast Imaging - In Dubai Hospital Breast Biopsy	Dr. Asiya Maheen Khan Dr. Caroline Taylor Dr. Mahira Yunus Dr. Sarah McWilliams
	• Hands on Ultrasound	
	• Magseed- Stereo Tomo Localisation	
	• MR biopsy	
	<i>*Bus will depart from congress venue at 13:30</i>	



PROGRAM AT A GLANCE

The congress conducted a **3-day program** covering a rich and high-quality scientific program with a total of **06 parallel tracks** which included the all the **scientific sessions, Industry Symposiums and paid Workshops**.

The program also combined faculty from around the globe. The scientific program was categorized in the following manner:

Total days of Congress: 03

Total days of pre-congress course: 02

Total days of post-congress course: 01

Scientific Halls: 06

Workshops Halls: 01

Lecture Sessions: 45

Interactive Sessions: 06

Total Lectures: 197

Scientific workshops: 11

Company workshops: 03

Pre-Conference Course: 01

Post Congress Course: 01






27
in the ca
patients
• The ga
allolog
• The te
on the
• The in
compl
ultras
nod to

ABSTRACTS

There were total of 81 abstracts received for the RCR Global Congress in Dubai. From those, 26 were selected for ORAL presentation and the 35 were shortlisted for POSTER participation. After the careful review from the Jury, the Abstract winners were:


Winner Poster Presentation

Author
Dr. Abul Haque
Submission Title
THE CLINICAL FACTORS MOST LIKELY TO RESULT IN AN ABNORMAL CT HEAD – A UK TRAUMA CENTRE EXPERIENCE
Co-Authors
Kevin Kow, Kai Tsang, Hassan Rehman, Hussein Hassan



Oral Abstract Winner

Author
Dr. Samer Alabed
Submission Title
QUALITY OF REPORTING OF ARTIFICIAL INTELLIGENCE STUDIES – LESSONS LEARNT FROM A SYSTEMATIC REVIEW OF THE LITERATURE
Co-Authors
Ahmed Maiter, Aqeeb Mahmood, Sonali Daniel, Mahan Salehi, Sam Jenkins, Michael Sharkey, Krit Dwivedi, Michail Mamalakis, Hosam Assadi, Pankaj Garg, Andy Swift



Runner up Poster Presentation



Author

Dr. Khaled Al Sayed

Submission Title

RETROSPECTIVE ANALYSIS OF OSSEOUS ANKLE AND FOOT INJURIES

Co-Authors

Zainab Salman, Prosper Enyulubenze Nzimah

Runner up Poster Presentation



Author


Dr. Omed Amin

Submission Title

PERFORMANCE OF MAGNETIC RESONANCE IMAGING IN THE DETECTION OF EXTRAMURAL VASCULAR INVASION IN RECTAL CANCER STAGING – AN INSTITUTIONAL REVIEW

Co-Authors

Joyce Matthews, Moira Davie

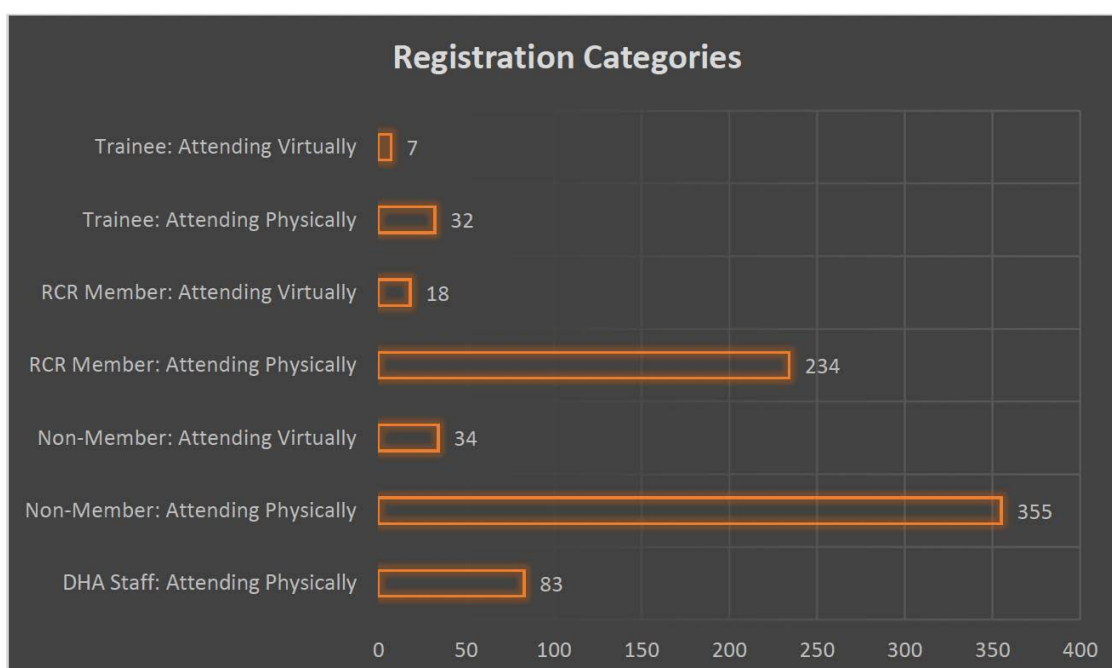




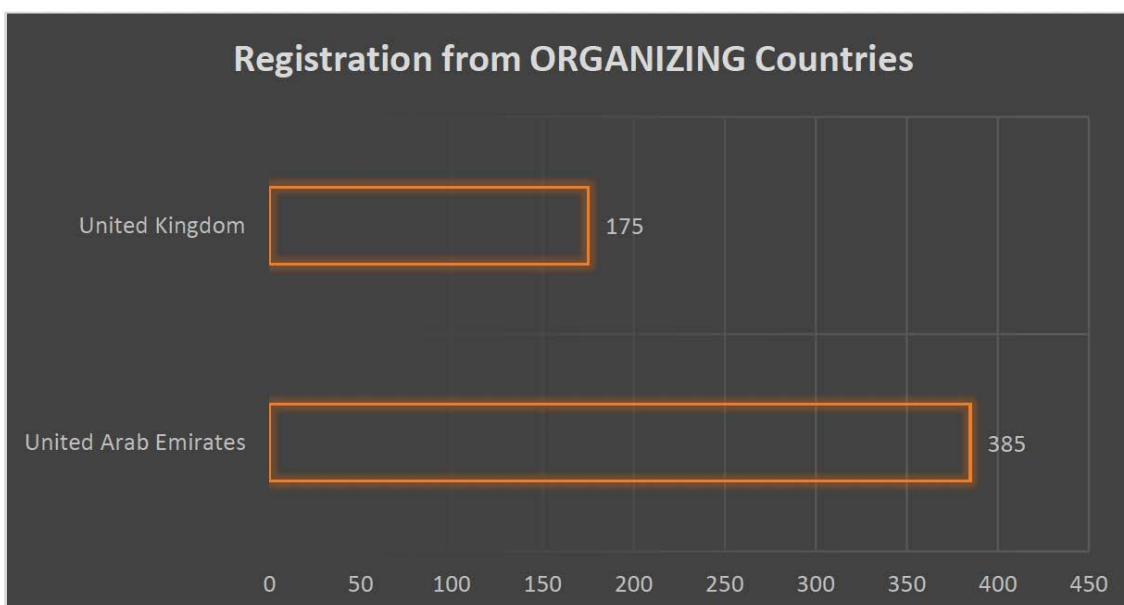
REGISTRATION OVERVIEW

Registration by Categories

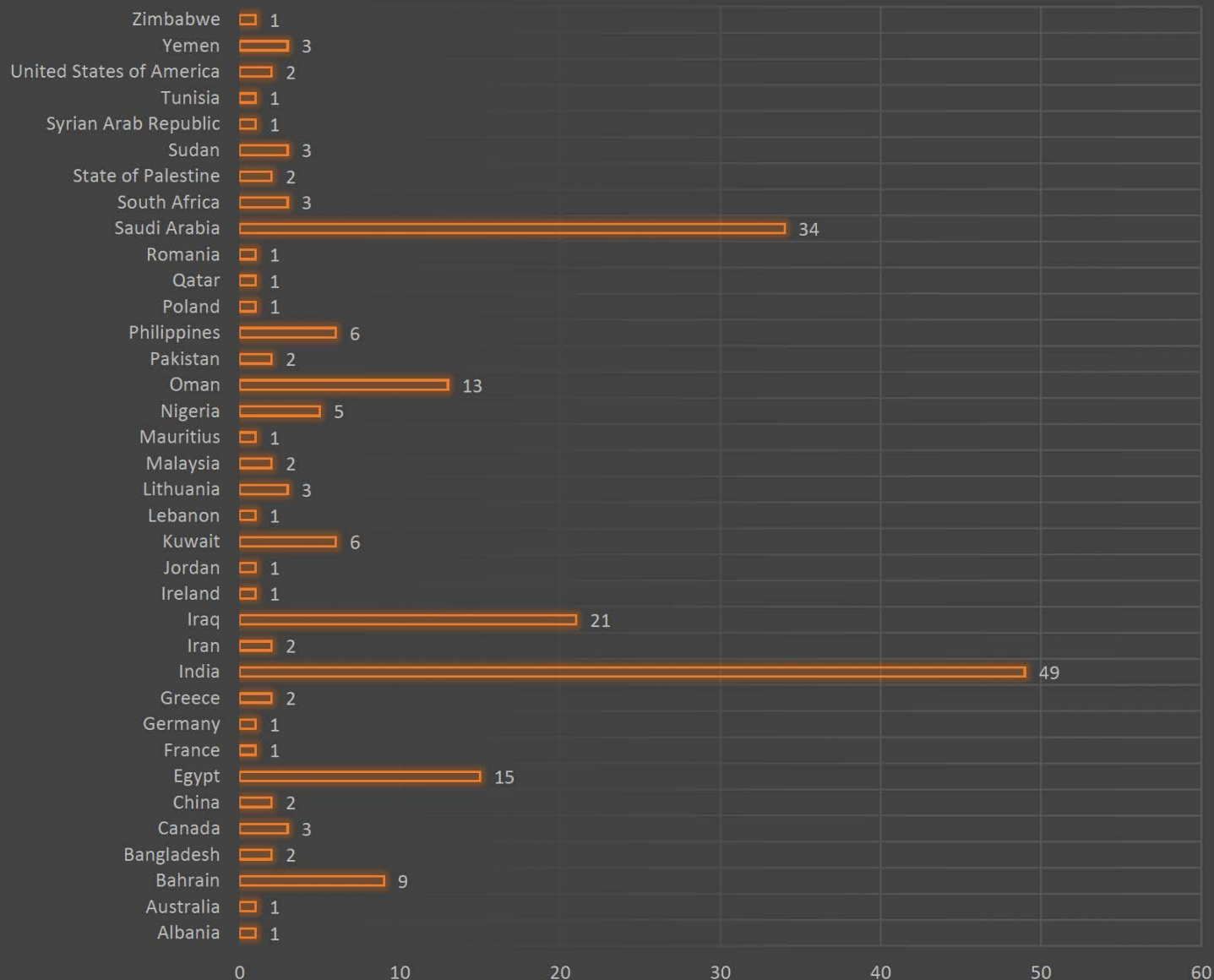
Registration Category	Registrants
DHA Staff: Attending Physically	83
Non-Member: Attending Physically	355
Non-Member: Attending Virtually	34
RCR Member: Attending Physically	234
RCR Member: Attending Virtually	18
Trainee: Attending Physically	32
Trainee: Attending Virtually	7
TOTAL	763



REGISTRATION BY REGION & COUNTRY

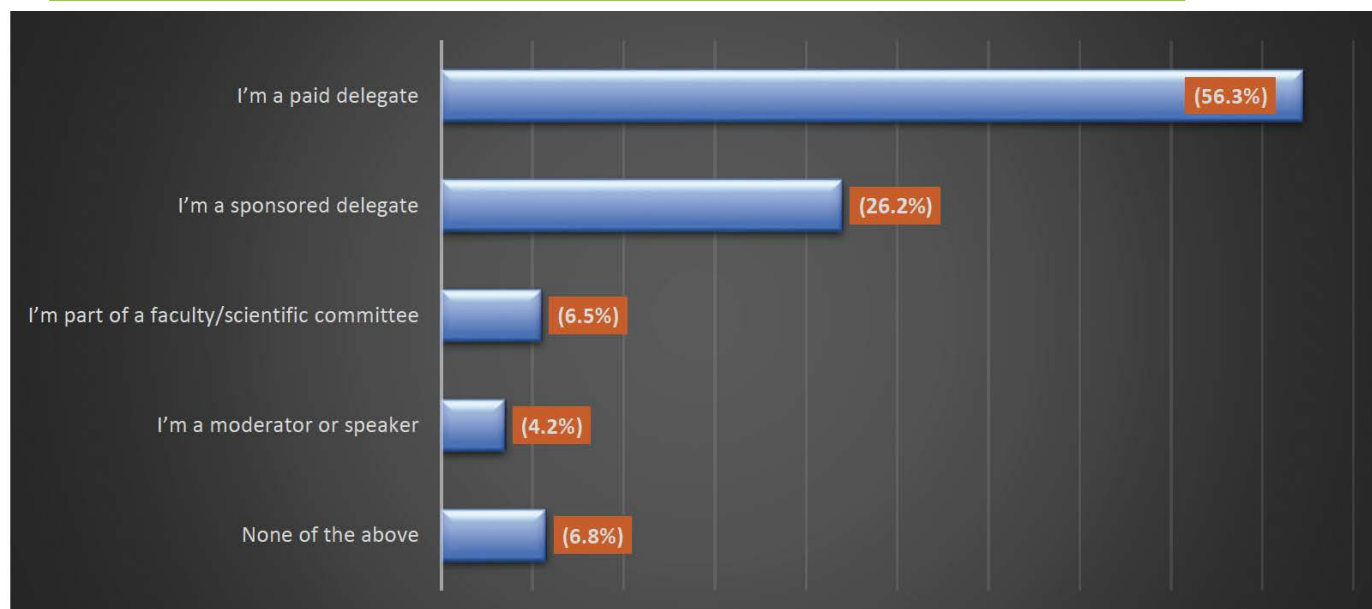


Registration from other Countries

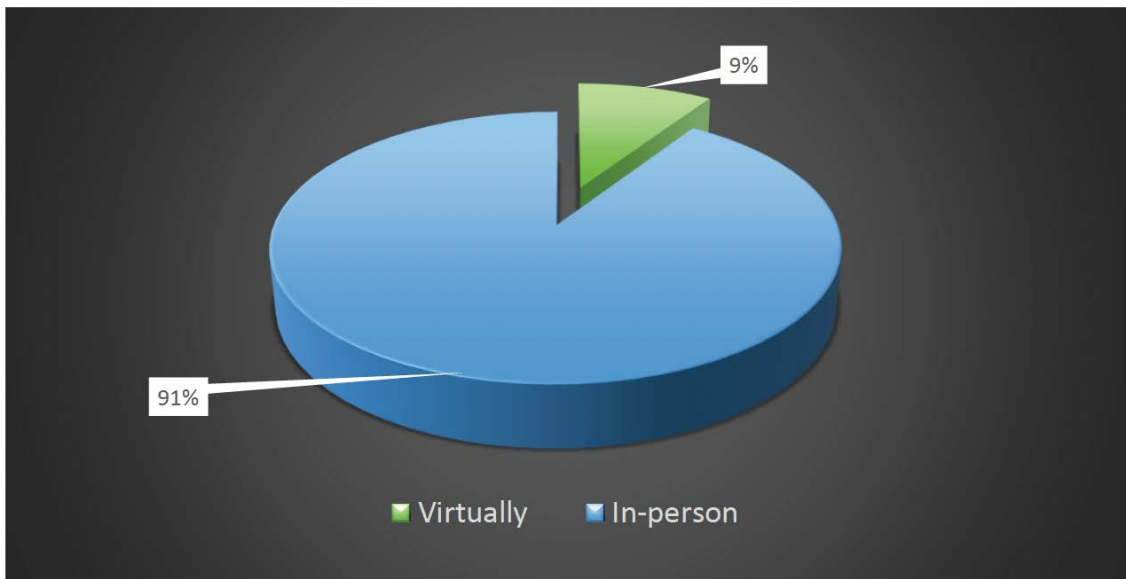


CONFERENCE EVALUATION

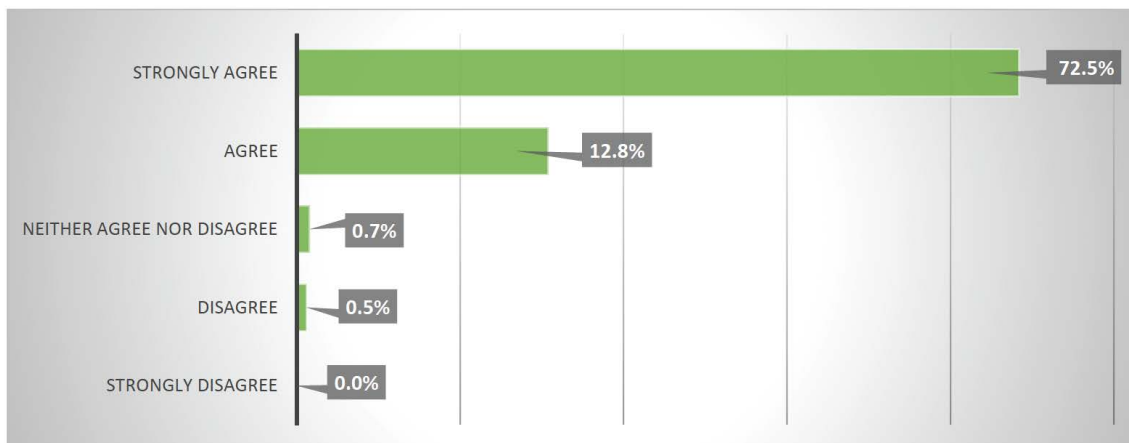
1. General Event Feedback: Please select the option that applies best to you



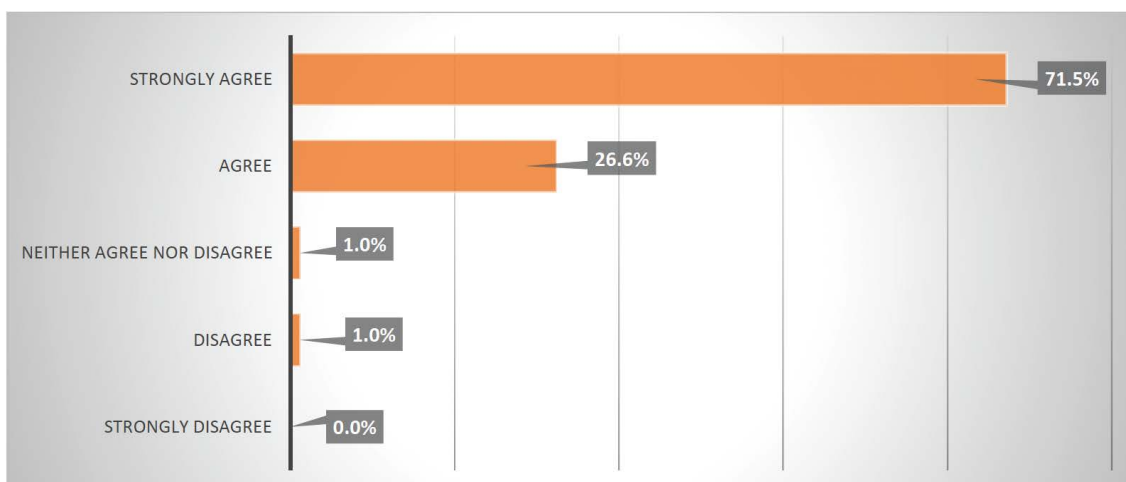
2. Did you attend the event in-person or virtually?



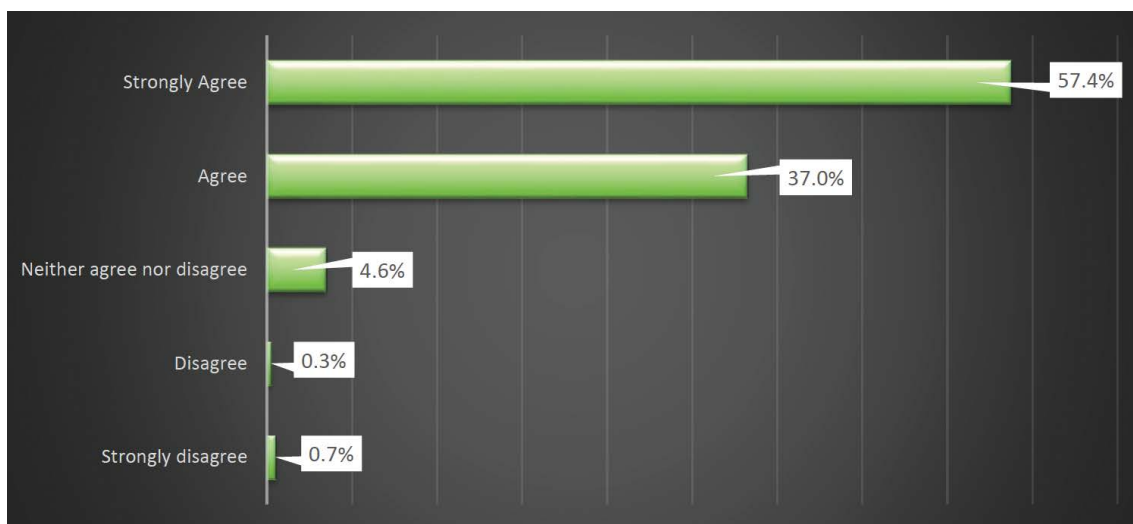
3. Was I satisfied with the venue location?



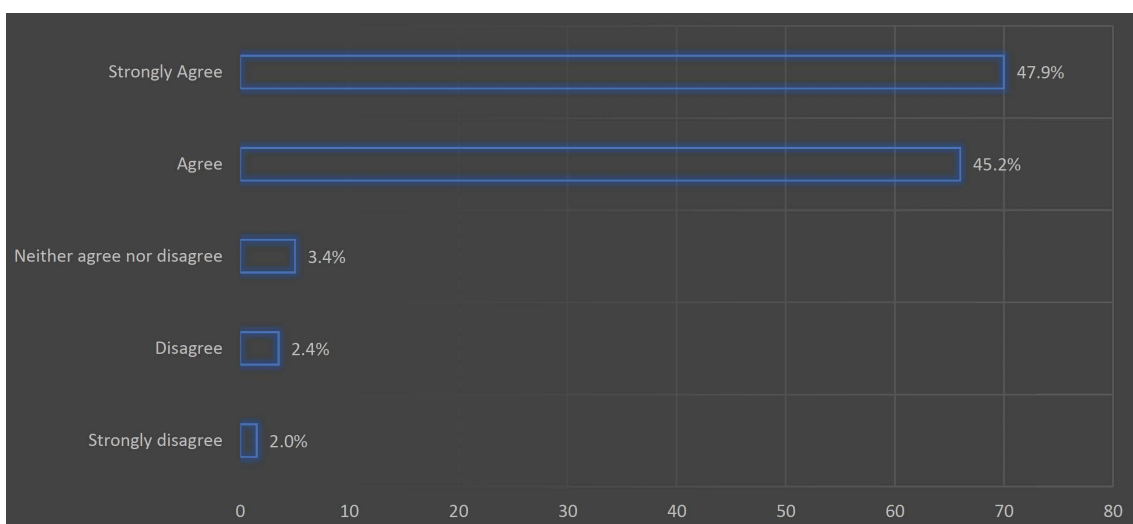
4. Was I satisfied with the venue facilities?



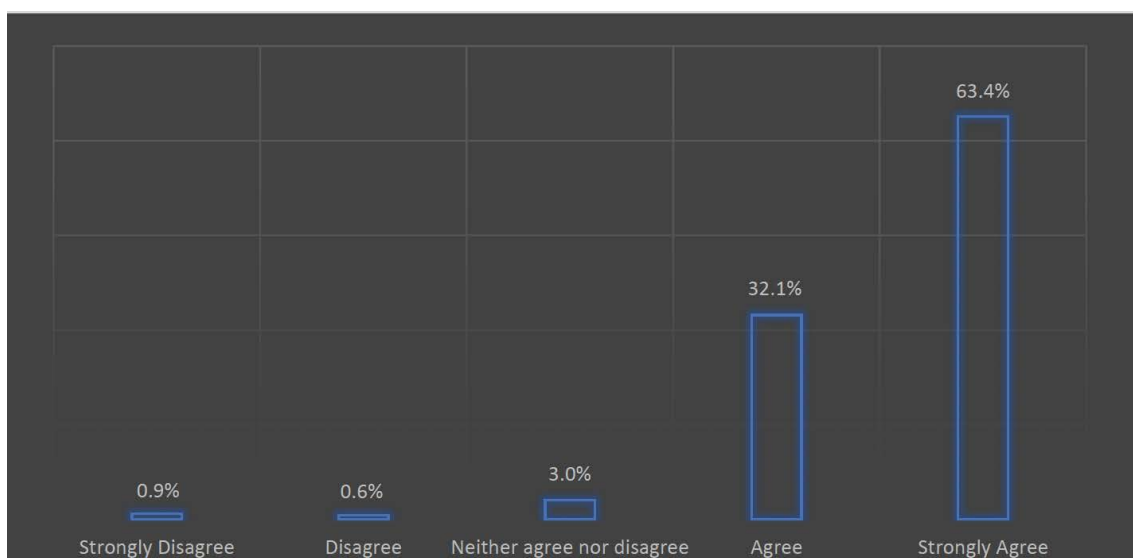
5. Was I satisfied with the networking opportunities provided?



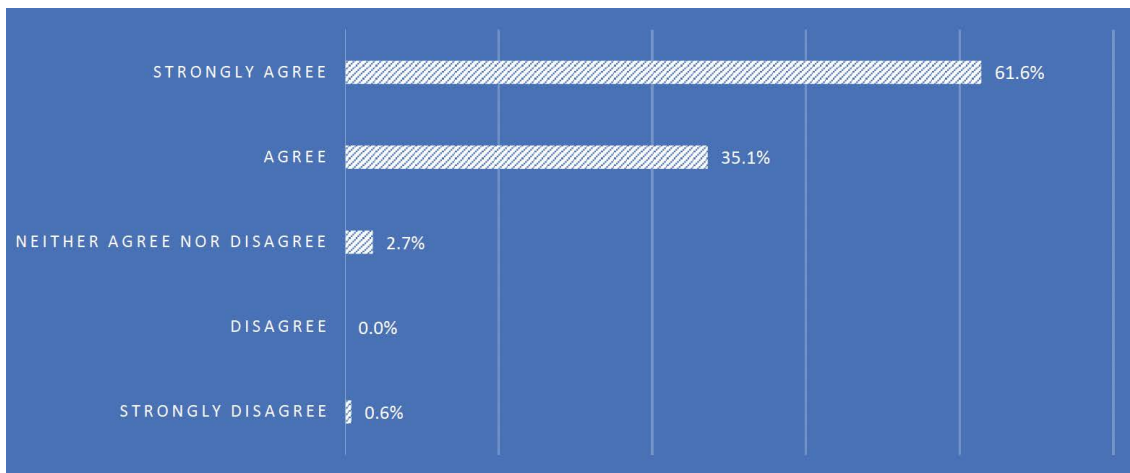
6. Was I satisfied with the virtual experience?



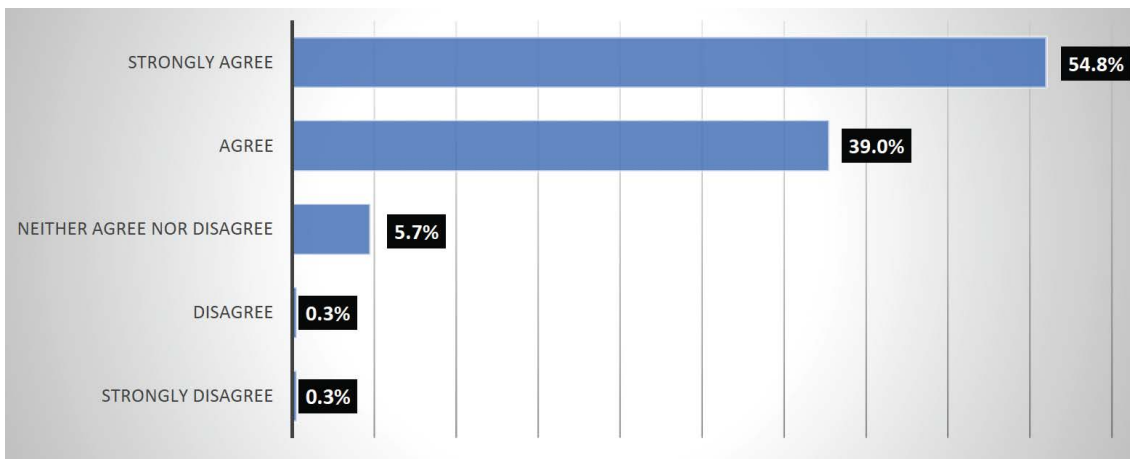
7. The event was well-organised!



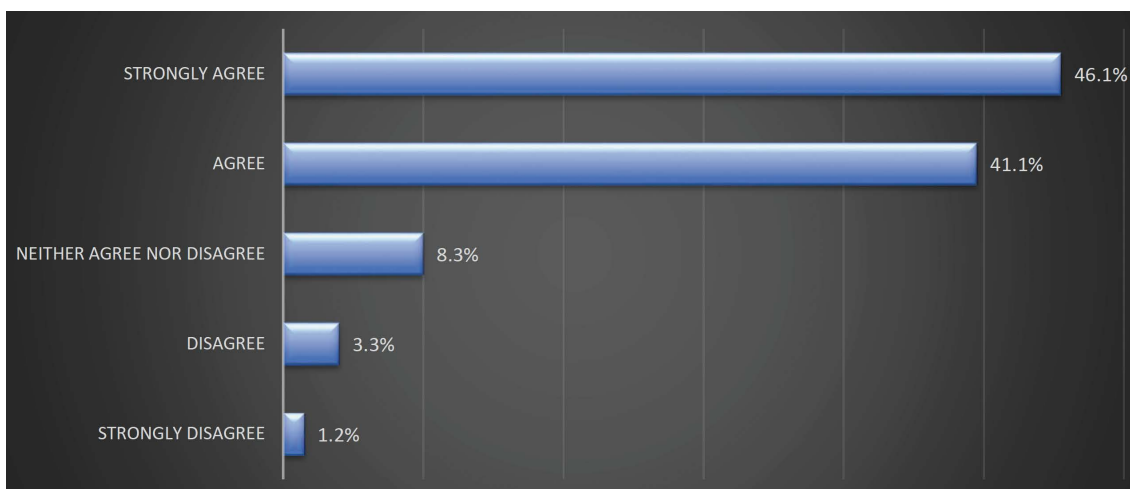
8. The event was enjoyable!



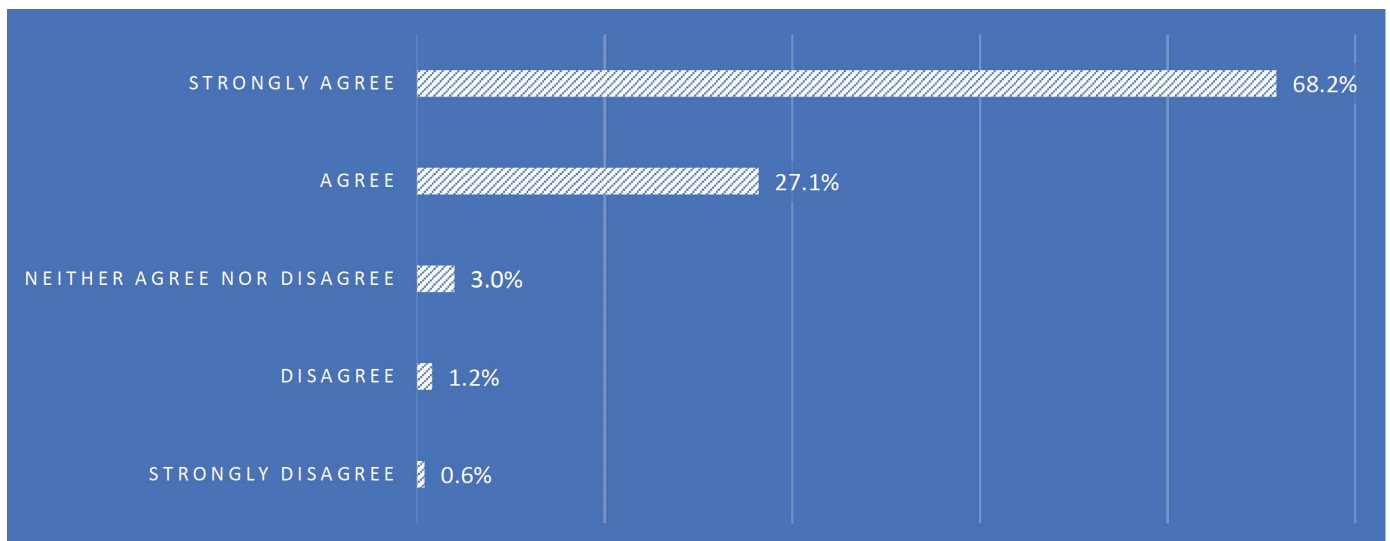
9. I was satisfied with the quality of the speakers!



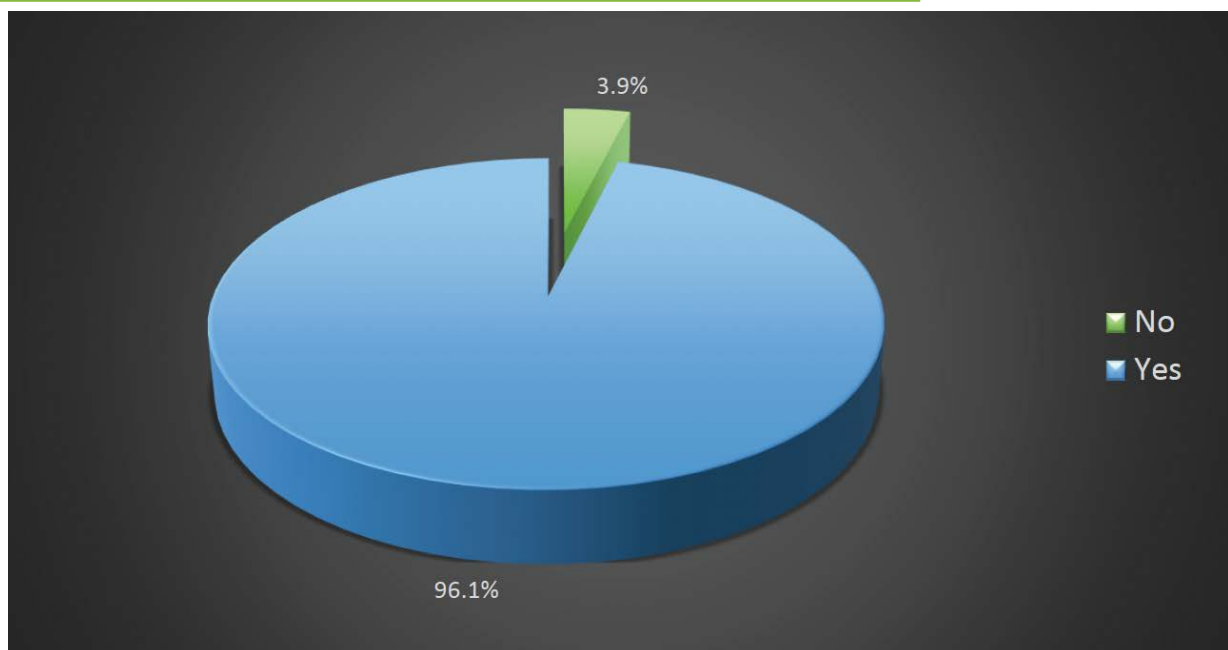
10. I was satisfied the quality of the workshop sessions



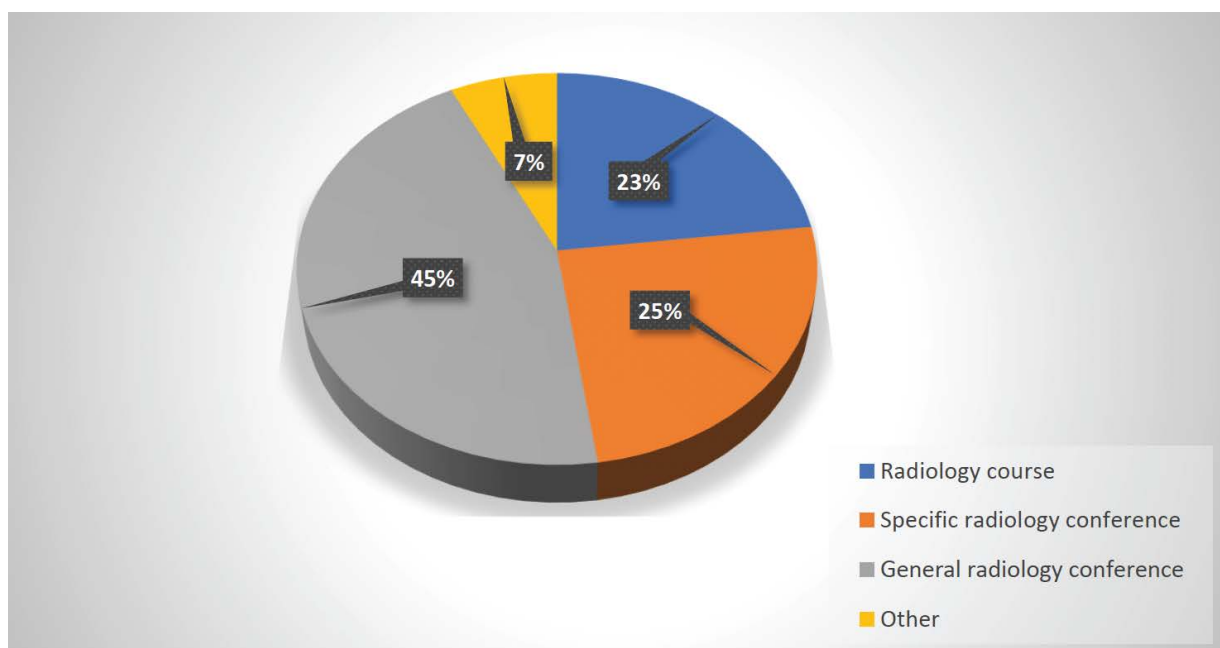
11. I'd be interested in attending another global event in the future!!



12. Would you be interested in attending another global event in the future!!



• If yes, what would you prefer:



13. What was your favourite experience or moment of the event?

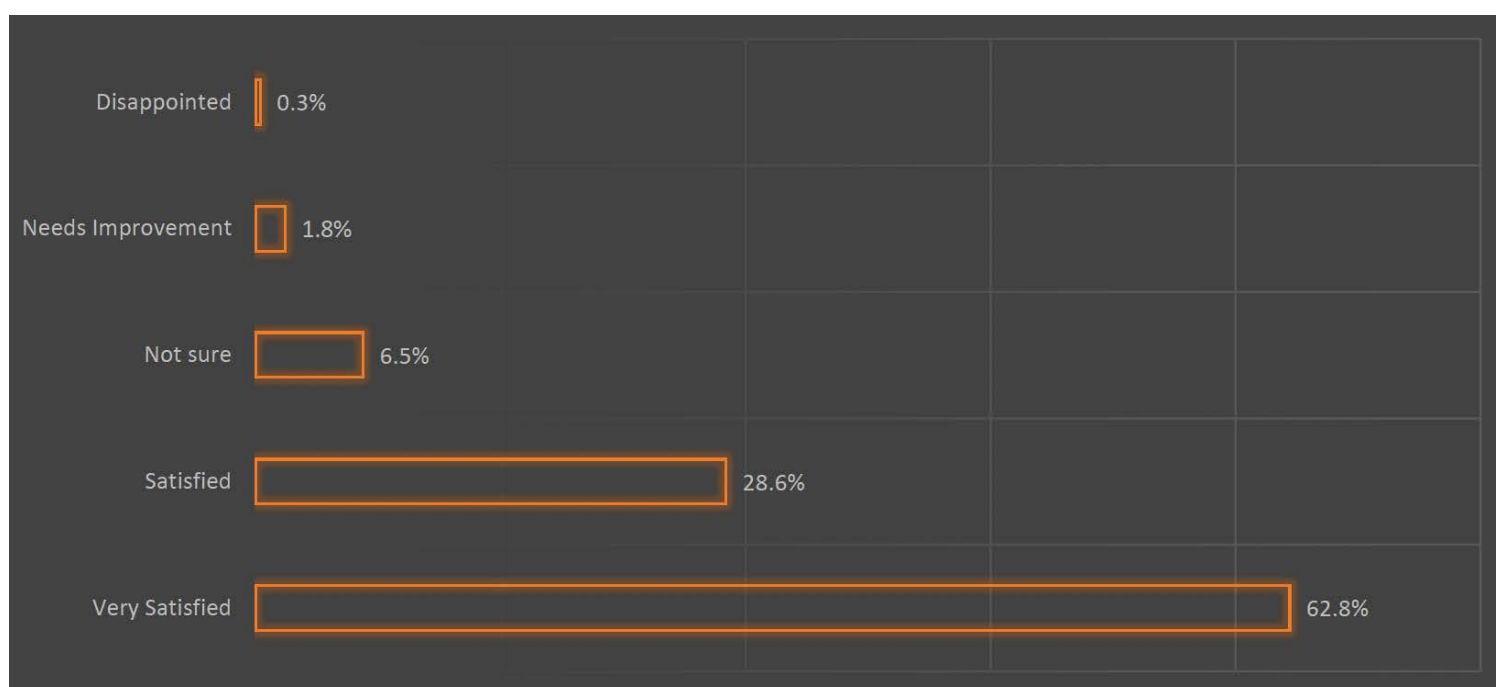
- Attending great lectures
- AI talks were very innovative, wide range of expert speakers, location
- Networking, lunch
- The live cases
- Meeting radiologist from different places and sharing their experiences
- Sessions tailored to non-specialist radiologist in the topic
- The venue was amazing
- Just getting to listen to experts discuss imaging was a fantastic experience.
- Attending events done by higher levels speakers
- Meeting fellows at the morning special breakfast
- Meeting the RCR president
- Unexpected encounters with old friends, and meeting colleagues from other centres and countries
- MSK courses and lunch where we met a lot of people
- Opening ceremony
- Great location; great talks; great food
- I was so touched when I spoke face to face with RCR president during breakfast invitation
- Having expert presentation on real cases with ability of the audience to scroll through images
- Gaining new knowledge in paediatric imaging
- The quality of the lectures and the delivered information was to the point
- The whole event was very well organised with a great scientific programme, superb venue and excellent catering.
- Meeting other RCR members, senior, sharing and learning from their experience
- Networking with radiologists from different healthcare systems
- The generally high quality of the lectures which matched my educational needs very well.
- Combination of scientific environments and social activity
- The event in general
- The speech of Dr. Sami Khan, was really inspirational
- The different sessions of eminent radiologists
- The whole event was excellent in all aspects. Please make this an annual occasion. Hats off to the organisers and venue. Having it in Dubai was wonderful
- Discussing the Radiology quality improvement talk held by Dr Kate and have a discussion with her
- Most of the sessions were really useful and beneficial
- I enjoyed the session with the Couch Kerley lecture
- Meeting people for different areas of the world and learning about their radiology experiences.
- The breast workshop and the special breakfast

14. Is there anything we could we improve on?

Here are a few feedback voiced by our supportive audience/delegates who have set very high expectations from the Congress to keep the balance as well as aiming higher in the next edition:

- Nothing to add on
- Adding part for residents, students, interns or lectures up to their level
- While I am in a certain presentation, the other presentations are missed, if the other presentations were recorded and would have the access to them after the congress finish that's would be perfect.
- Perhaps inclusion of free workshops
- All are excellent
- More subspecialties
- Keep workshop as part of congress without charging additional
- Networking experience with international employers
- Having more lecturers
- Thank you. Amazing congress. Excellent organisation
- No improvements required
- Extended courses and work shops
- More hands-on training in relation to US
- More speakers from USA
- Online should be telecasted for all halls, not only one
- Tailor sessions to the level of consultant radiologists
- More prizes for abstract competitions


15. Overall, how satisfied were you with the event?





CLOSING CEREMONY

The congress closed on a very high note with some 'Awards and Appreciation' to the participating companies and special committee members who made the congress a huge success



SOCIAL PROGRAMS DURING THE CONGRESS

RCR Global Congress, being its 1st edition outside UK (and done in the UAE) did numerous social activities which was done only with a moto to engage with the attendees as much as possible. Listing down the descending order:

Welcome Reception – 29 September 2022

Faculty dinner – 29 September 2022

Breakfast with President – 30 September 2022

Gala Dinner – 30 September 2022

Presidential Reception – 01 October 2022



Welcome Reception – 29 September 2022

RCR Global Congress did its first social activity that was organized on the 1st day of the congress: 29 September 2022.

The main purpose to do such activity was to network between the speakers & delegates in the exhibition area which made companies also getting involved as well.

Being the 1st day of the congress, the reception worked as an ice-breaker especially when the attendees where all from different parts of the world under one roof.

An Oud Player was also invited during the reception to showcase the local touch of UAE.



Faculty dinner – 29 September 2022

Immediately after the welcome reception, all the faculty were invited to a 'Faculty Dinner' to that took place outside the congress venue to a MICHELIN starred restaurant – Al Khayma Heritage restaurant.

The aim to choose such place, was to provide an authentic gastronomic experience catering through the Emirati cuisine, the environment, the programs and the culture.

Upon the arrival of all the faculty in buses to the Heritage restaurant, they all were welcomed with Ayala dance performance to showcase the local tradition.

All were then escorted to a place, where the history of UAE along with the vision to become one of most successful country in the country was shown with the local emirates tea and sweets.

All the faculty then walked to the restaurant which served a vast set menu to all the faculties with some local entertainment in the restaurant



Breakfast with President – 30 September 2022

Next day morning, selected RCR member registered delegates were invited to the breakfast with the RCR President at the Karam Al Bahr restaurant.

To enchant the environment, all the guests were welcomed with a 'Violinist' playing some soothing hits, at the entrance of the restaurant.



Gala Dinner – 30 September 2022

A gala dinner of the congress was arranged for all the faculty members and the delegates at the congress venue, turning the place and the environment to relaxing one.

The evening was graced with the welcome speech from RCR President – Dr. Kath Halliday, followed by a 4 piece Colombian band by the name Stuart Castro.



Presidential Reception – 01 October 2022

The last social activity of the congress took place as the 'Presidential Reception' on 01st October 2022. This took place on Al Faris Floating Restaurant as a cruise dinner.

It was exclusively for RCR invited guests where they spent time in networking with the RCR President and other committee members with the entertainment on deck.





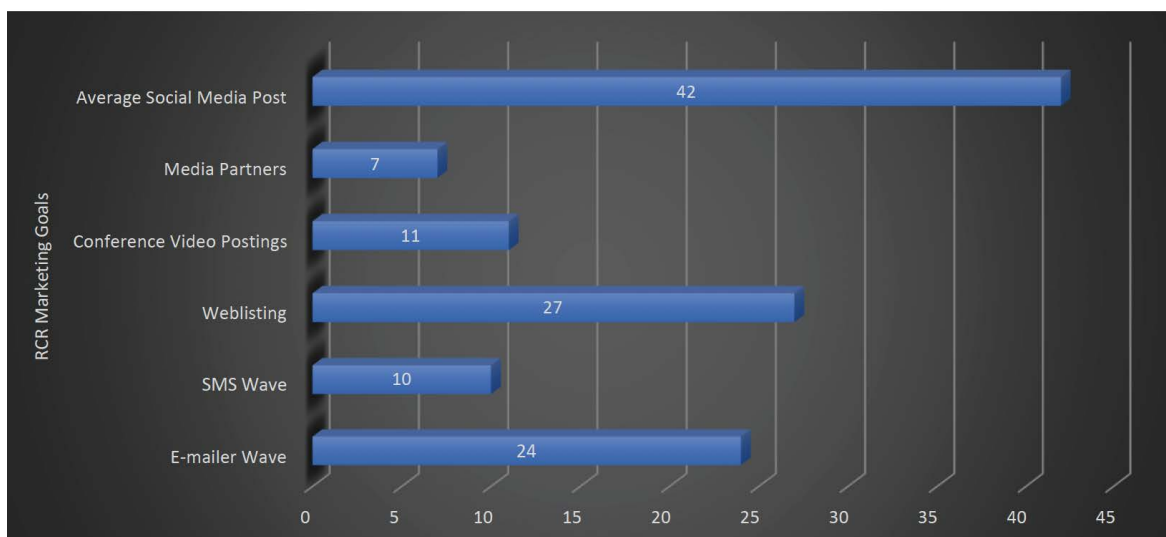
MARKETING COVERAGE

RCR Marketing Goals

E-mailer Wave **24** SMS Wave **10** Web listing **27**

Conference Video Postings **11** Media Partners **7**

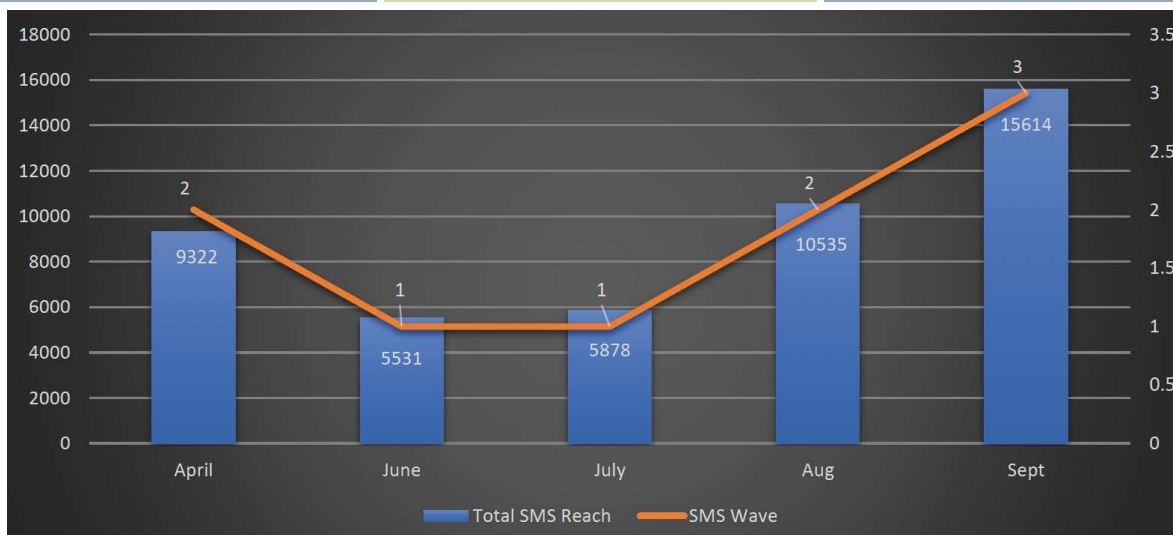
Average Social Media Post **42**



MARKETING THROUGH SMS

Total of 46880 SMS Sent to RCR Dubai Database

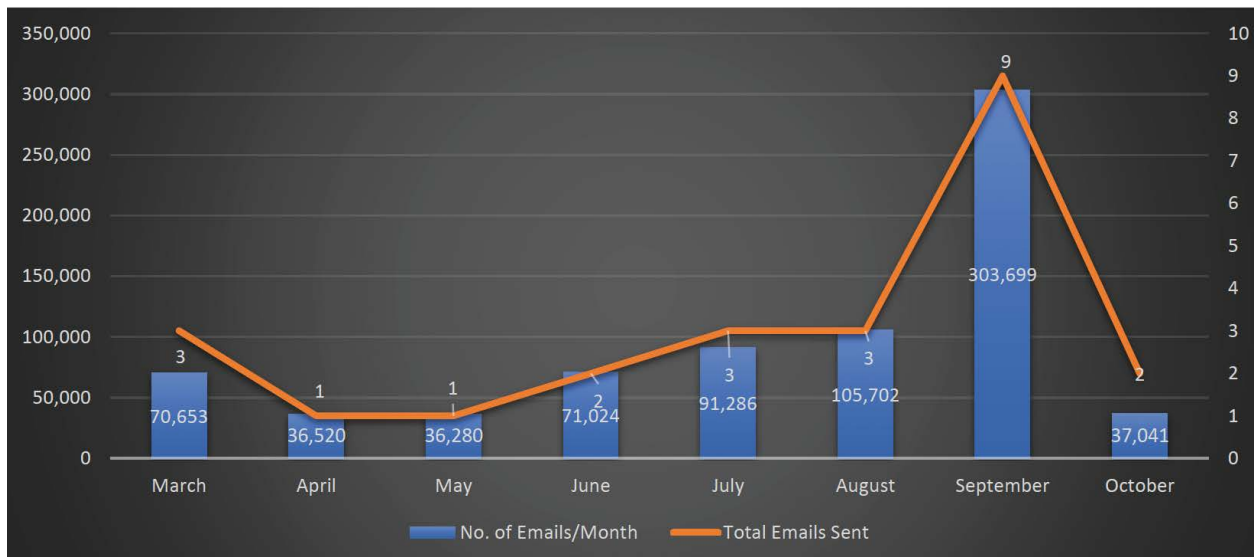
Month	Total SMS Reach	SMS Campaigns
April	9322	2
June	5531	1
July	5878	1
Aug	10535	2
Sept	15614	3
Total	46880	9





MARKETING THROUGH EMAILING

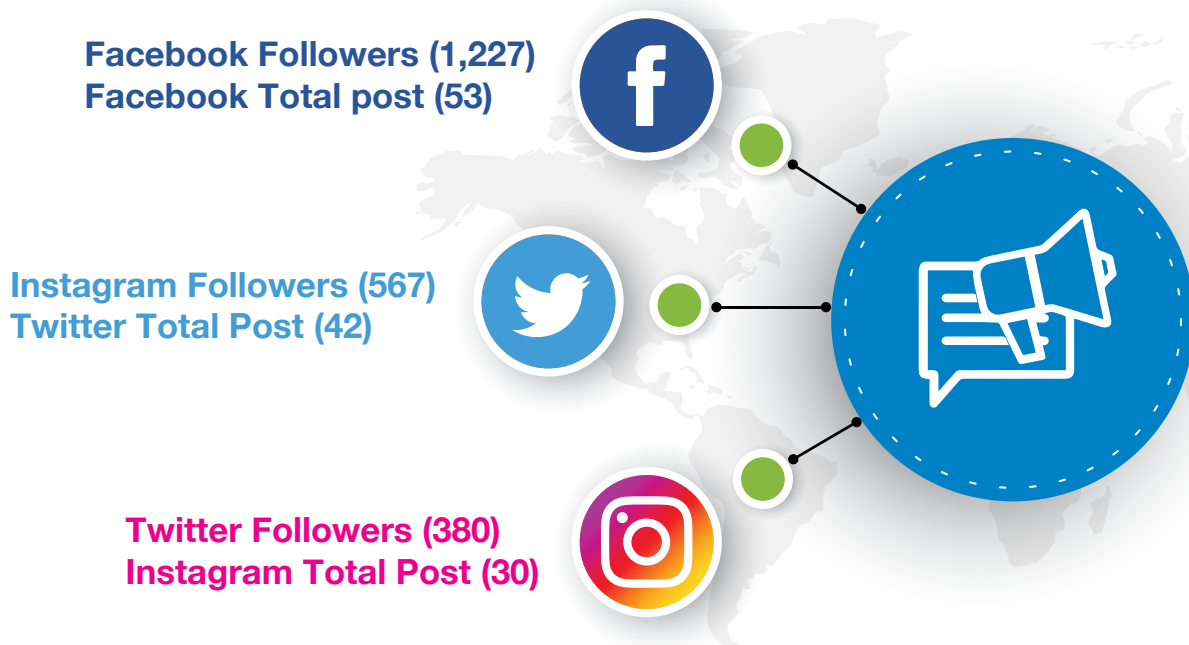
Email Report	
Total Email Sent	SMS Campaigns
Total Email Sent	24
Total Opened Emails	178,573
Open Rate	24.36%
Total Emails database sent	752,205



SOCIAL MEDIA MARKETING PLATFORMS

MARKETING OBJECTIVES

- Activation and branding of Social media channels
- Active management of conference Information on the above social media channels
- Engaging visitor's via Social Media Network to increase participation
- Send traffic to targeted pages on the web



Top 5 Facebook Posts

Title	Estimated Reach
CHECK OUT the available workshops for RCRGLOBAL Congress in Dubai!	235
Thank you for attending #RCRDubai 2022!	243
#RCRDubai Day 1 Highlights!	1273
#RCRDubai Day 2 Highlights!	1693
#RCRDubai Day 2 Highlights!	6651

Post details

InfoPlus Events LLC
Published by Ipe Conf · October 1 ·

Thank you for attending #RCRDubai 2022!
Thank you to the DHA, the RSE and PAARS for partnering with the RCR to deliver such a magnificent event, and being a part of history with RCR's first global congress. Meeting old friends and making new ones, whilst learning from each other is an experience that cannot be beaten. We look forward to this being the start of many opportunities to come.

#IPEvents

Dr. Kath Halliday
The Royal College of Radiologist (RCR)

YOUTUBE.COM
Thank you for attending #RCRDubai
Thank you to the DHA, the RSE and PAARS for p...

You and 6 others 1 Share

Like Comment Share

Performance for your post

222 People reached

10 Likes, comments & shares

17 Post clicks

0 Photo views	13 Link clicks	4 Other clicks
---------------	----------------	----------------

Distribution summary
+1.6x higher than your other posts within 21+ days of publishing.

↑1.6x more Post impressions ↑4.1x more Post clicks ↑11.6x more Reactions

View more details

Negative feedback

0 Hide all posts 0 Hide post
0 Report as spam 0 Unlike Page

10 Likes, comments & shares

Branded content distribution View breakdown

221 Total reach	222 Organic reach	0 Paid reach
243 Total impressions	243 Organic impressions	0 Paid impressions

Post details

InfoPlus Events LLC
Published by Ipe Conf · September 29 ·

Like Comment Share

Comment as InfoPlu... Press Enter to post.

Performance for your post

1251 People reached

0 Likes, comments & shares

13 Post clicks

1 Photo views	0 Link clicks	12 Other clicks
---------------	---------------	-----------------

Distribution summary
-1.3x lower than your other posts within 21+ days of publishing.

↓1.3x less Post impressions ↓2.7x less Post clicks

View more details

Negative feedback

0 Hide all posts 0 Hide post
0 Report as spam 0 Unlike Page

0 Likes, comments & shares

Branded content distribution View breakdown

1251 Total reach	1251 Organic reach	0 Paid reach
1273 Total impressions	1272 Organic impressions	0 Paid impressions

Post details

InfoPlus Events LLC
Published by Ipe Conf · September 30 ·

2 1 Share

Like Comment Share

Comment as InfoPlu... Press Enter to post.

Performance for your post

1518 People reached

3 Likes, comments & shares

61 Post clicks

7 Photo views	0 Link clicks	54 Other clicks
---------------	---------------	-----------------

Distribution summary
Average performance as your other posts within 21+ days of publishing.

↑1.3x more Post impressions ↑2.6x more Post clicks ↑2.6x more Reactions

View more details

Negative feedback

0 Hide all posts 0 Hide post
0 Report as spam 0 Unlike Page

3 Likes, comments & shares

Branded content distribution View breakdown

1518 Total reach	1518 Organic reach	0 Paid reach
1693 Total impressions	1692 Organic impressions	0 Paid impressions

Post details

InfoPlus Events LLC
Published by Ipe Conf · October 1 ·

#RCRDubai Day 3 Highlights!

1 4 shares

Like Comment Share

Comment as InfoPlu... Press Enter to post.

Performance for your post

6663 People reached

5 Likes, comments & shares

33 Post clicks

1 Photo views	0 Link clicks	32 Other clicks
---------------	---------------	-----------------

Distribution summary
Average performance as your other posts within 21+ days of publishing.

↑1.1x more Post impressions ↓2.7x less Post clicks ↑1.3x more Reactions

View more details

Negative feedback

0 Hide all posts 1 Hide post
0 Report as spam 0 Unlike Page

5 Likes, comments & shares

Branded content distribution View breakdown

6651 Total reach	6663 Organic reach	0 Paid reach
7315 Total impressions	7315 Organic impressions	0 Paid impressions

Post details

InfoPlus Events LLC
Published by Ipe Conf · June 20 ·

CHECK OUT the available workshops for RCRGLOBAL Congress in Dubai!

COME & LEARN about the latest advancements and procedures in radiology settings from the experts who will share their techniques in Paediatric Imaging, Neuro-radiology, Prostate Imaging workshop, and more...

View available workshops at bit.ly/RCRDxBWS
Secure your seat @ bit.ly/Reg2RCRDubai... See more

Workshops Find out more about the workshops hosted by clinical experts at RCRGlobalCongress

Like Comment Share

Performance for your post

215 People reached

7 Likes, comments & shares

2 Post clicks

0 Photo views	1 Link clicks	1 Other clicks
---------------	---------------	----------------

Distribution summary
+1.6x higher than your other posts within 21+ days of publishing.

↑1.6x more Post impressions ↓2.7x less Post clicks ↑6.4x more Reactions

View more details

Negative feedback

0 Hide all posts 0 Hide post
0 Report as spam 0 Unlike Page

7 Likes, comments & shares

Branded content distribution View breakdown

215 Total reach	215 Organic reach	0 Paid reach
235 Total impressions	235 Organic impressions	0 Paid impressions

Top 5 Twitter Posts

Title	Impression
REGULAR RATES only until 20 Sept for the #RCRDubai 2022!	2253
Early Bird ends on 18 August 2022 for the #RCRDubai 2022!	362
Ticket Selling Fast for RCRGlobal Congress Register & attend the first #RCRDubai 2022	158
Organizing Committee Dr. Usama AlBastaki invites you	101
Organizing Committee Dr. Usama AlBastaki invites you	187

InfoPlus @InfoPlusEvents - 17 Jun
 Ticket Selling Fast for the Royal College of Radiologists - RCRGlobal Congress in Dubai, from 29 Sept - 1 Oct 2022, REG NOW & SAVE up-to AED 515 @ bit.ly/Reg2RCRDubai

SEE YOU ALL THERE!!!
 #RCRDubai #CardiacImaging #PediatricImaging #IPEvents



The Royal College of Radiologists and 6 others

Mubadala

Tweet Analytics

InfoPlus @InfoPlusEvents - 17 Jun
 Ticket Selling Fast for the Royal College of Radiologists - RCRGlobal Congress in Dubai, from 29 Sept - 1 Oct 2022, REG NOW & SAVE up-to AED 515 @ bit.ly/Reg2RCRDubai

SEE YOU ALL THERE!!!

Impressions: 158, Engagements: 6, Detail expands: 2

New followers: 0, Profile visits: 0

Promote your Tweet

InfoPlus @InfoPlusEvents - 19 Sep
 REGULAR RATES only until 20 Sept for the #RCRDubai 2022!

In partnership with Dubai Health Authority, the Royal College of Radiologists is organizing its first global congress from 29 Sept - 1 Oct in Dubai.

Reg now: bit.ly/Reg2RCRDubai
 View Agenda @ bit.ly/RCRDubaiProg



The Royal College of Radiologists and 4 others

Tweet Analytics

InfoPlus @InfoPlusEvents - 19 Sep
 REGULAR RATES only until 20 Sept for the #RCRDubai 2022!

In partnership with Dubai Health Authority, the Royal College of Radiologists is organizing its first global congress...

Impressions: 2,253, Engagements: 13, Detail expands: 5

New followers: 0, Profile visits: 0

Promote your Tweet

InfoPlus @InfoPlusEvents - 20 Jul
 Register & attend the first #RCRDubai 2022 by The Royal College of Radiologists scheduled from 29 Sept - 1 Oct in Dubai, UAE.

Don't waste time, register now at bit.ly/Reg2RCRDubai

#IPEvents



The Royal College of Radiologists and 8 others

Tweet Analytics

InfoPlus @InfoPlusEvents - 20 Jul
 Register & attend the first #RCRDubai 2022 by The Royal College of Radiologists scheduled from 29 Sept - 1 Oct in Dubai, UAE.

Don't waste time, register now at bit.ly/Reg2RCRDubai

Impressions: 101, Engagements: 11, Detail expands: 0

New followers: 0, Profile visits: 0

Promote your Tweet

InfoPlus @InfoPlusEvents - 26 Aug
 Organizing Committee Dr. Usama AlBastaki invites you to #RCRDubai 2022!

SEE YOU THERE!!!

Register now: bit.ly/Reg2RCRDubai
 View Scientific Program @ bit.ly/RCRDubaiProg

#RCRDubai #IPEvents #paediatricimaging #neuroradiology #prostateimaging



Promote

Tweet Analytics

InfoPlus @InfoPlusEvents - 26 Aug
 Organizing Committee Dr. Usama AlBastaki invites you to #RCRDubai 2022!

SEE YOU THERE!!!

Impressions: 187, Engagements: 20, Detail expands: 1

New followers: 0, Profile visits: 8

Promote your Tweet

InfoPlus @InfoPlusEvents - 16 Aug
 Early Bird ends on 18 August 2022 for the #RCRDubai 2022!

Secure your seat today and take advantage of the discounted rates @ bit.ly/Reg2RCRDubai

#RCRDubai #IPEvents #paediatricimaging #neuroradiology #prostateimaging



The Royal College of Radiologists and 6 others

Tweet Analytics

InfoPlus @InfoPlusEvents - 16 Aug
 Early Bird ends on 18 August 2022 for the #RCRDubai 2022!

Secure your seat today and take advantage of the discounted rates @ bit.ly/Reg2RCRDubai

Impressions: 362, Engagements: 6, Detail expands: 0

New followers: 0, Profile visits: 2

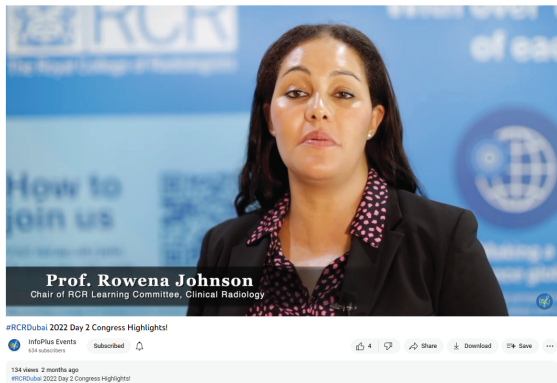
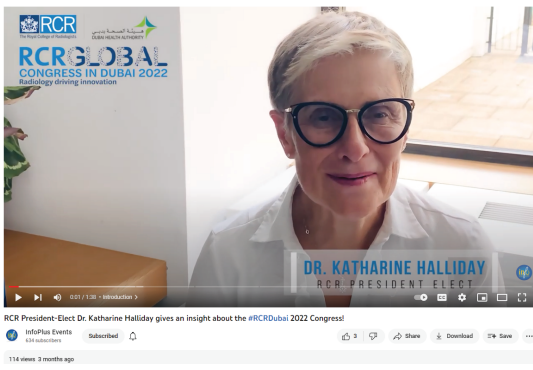

Promote your Tweet

Top 5 Instagram Posts


Title	Impression
REGULAR RATES only until 20 September 2022 for the #RCRDubai 2022!	189
Meet the #RCRDubai 2022 Speakers! Part1	530
CME applied for the Royal College of Radiologists	138
Register & attend the first #RCRDubai	134
#RCRDubai Scientific Program Now Available!	121

YOUTUBE

Title	Views
Thank you for attending #RCRDubai	288
#RCRDubai 2022, Day 1 Congress Highlights!	140
#RCRDubai 2022 Day 2 Congress Highlights!	134
RCR President-Elect Dr. Katharine Halliday	114
#RCRDUBAI 2022 Speakers - Part 2	66
Meet the Speakers for RCRDubai 2022!	62
Organizing Committee Dr. Usama AlBastaki invites you to #RCRDubai 2022!	51
Meet the #RCRDubai experts - Part 3!	48
#RCRDubai 2022!	42
Meet the Module leads for #RCRDubai 2022!	18
We are honored to announce the endorsers for #RCRDubai2022!	8
Total Views	971



MEDIA PARTNERS



RCR Global Congress in Dubai 2022



We are very excited to welcome attendees to the RCR's first global congress in Dubai. Our joint RCR-DHA Faculty of module leads – representing key UK societies and leading senior doctors from around the gulf region and beyond – have developed a world-class program for radiology trainees and junior consultants.

Focusing on the theme **Radiology driving innovation**, you'll be able to advance your professional development with a wide range of workshops, educational sessions, and state-of-the-art lectures with leading clinical experts from around the world.

The Royal College of Radiologists (RCR) is a charity that works with our members to improve the standard of medical practice across the fields of radiology and oncology. With faculties in two disciplines, the RCR and our members benefit from a fuller understanding of medical practice, across the spectrum of diagnosis and treatment.

We collaborate impartially with our members and external parties from across the medical industry, refining the latest research and guidelines into relevant applications for radiologists and oncologists. This work can be carried out efficiently because resources and processes are shared across our two faculties.

This enables us to educate and support doctors effectively throughout their careers, providing practical guidance, training, and assessment. In turn, input from our members, through academic contributions, professional consultation, and mentorship, drives the RCR forward.

SHARE THIS EVENT

f t in p e

Conference Details

START DATE	September 29, 2022
END DATE	October 1, 2022
STATUS	Expired
LOCATION	Dubai, UAE
ORGANIZER	InfoPlus Events LLC
CATEGORY	Health & Medicine, Medical, Radiology
ADDRESS	Event Centre, Intercontinental, Dubai Festival City, Dubai, UAE
EMAIL	RCR-Dubai@InfoPlusEvents.com

Doctors Pages Doctors Guide call us Home

English

your Publications by a doctor angles who are we

doctor

?Do you have a healthy heart
A healthy heart is not only related to the health of the heart, but it also expresses the integrity of the compass within you: is it healthy, balanced and clear, or has life experiences weighed it down and become confused? We

read more

Cardiovascular team in Jordan
Dr. Iyas Al-Mousa, Dr. Ayman Hammouda, Dr. Yahya Al-Badayna, protectors of hearts, peace be upon you. Three meetings with cardiologists in Jordan. The first open-heart surgery

read more

Dr. Yahya Al-Badayna, an electrical and cardiologist consultant
He is the son of the lofty city of Tafila, which he is proud of and which gave him the impetus for success and transcendence

read more

Salalah Derm II Conference
مؤتمر صلالة الثاني للأمراض الجلدية

12 & 13 August 2022

SAVE THE DATES

Dr. Iyas Al-Mousa, a consultant cardiologist, vascular and therapeutic catheter

COURSEFORDOCTORS.COM
HEALTH-CARE PROFESSIONAL DEVELOPMENT

Home About Us Browse Events Specialty Updates Clinical Trials Articles Contact Sign out

Event Keywords All Countries All Specialities (91) Search Advanced Search

My Events Advertise Event Manage Articles Settings

RCR's First Global Congress in Dubai

Location: The Event Centre, Dubai Festival City, Dubai, UAE

29-Sep-2022 09:00 AM To 01-Oct-2022 06:00 PM

Dear friends and colleagues,

We are very excited to welcome attendees to the RCR's first global congress in Dubai. Our joint RCR-DHA Faculty of module leads – representing key UK societies and leading senior doctors from around the gulf region and beyond – have developed a world class programme for radiology trainees and junior consultants.

Focusing on the theme 'Radiology driving innovation', you'll be able to advance your professional development with a wide range of workshops, educational sessions and state-of-the-art lectures with leading clinical experts from around the world.

It promises to be a truly memorable event and I look forward to seeing you all in Dubai this September.

WEBLISTING



Home About ▾ Fellows & Members ▾ PCS ▾ Conferences ▾ Practice ▾ Training ▾

Search Keyword:

Home / Events / Other Meetings

RCR Global: Congress in Dubai 2022

RCR Dubai Congress: 29 September – 1 October 2022

- RCR's first global congress in Dubai is a unique opportunity for radiologists from across the globe to engage with their peers and build their professional networks.
- A truly world class scientific programme has been created by a special joint faculty of module leads and speakers drawn from both UK and the Pan-Arab radiological communities.
- Over the course of three days, you will hear from clinical experts sharing best practice, gain insights to improve and expand your clinical skills and build professional relations with colleagues from around the world.
- CPD/CME points will be awarded by both RCR and DHA for attendance at lectures, presentations and workshops.
- Register now: <https://rcrglobalcongress.com/>

There is a special discount of 10% off for all registrations for the first 25 RCSI members using Windows

Event Properties

Event Date	29-09-2022 9:30 am
Event End Date	01-10-2022 4:00 pm



RCR Global Congress 2022

Start Thu, 29 Sep 2022, 09:00
End Sat, 1 Oct 2022, 18:00
WebSite <https://i4.jmrcv2022>
Venue: Dubai UAE



Info Programme Registration Travel Info

Dear friends and colleagues,

We are very excited to welcome attendees to the RCR's first global congress in Dubai. Our joint RCR-DHA Faculty of module leads – representing key UK societies and leading senior doctors from around the gulf region and beyond – have developed a world class programme for radiology trainees and junior consultants.

Focusing on the theme "Radiology driving innovation", you'll be able to advance your professional development with a wide range of workshops, educational sessions and state-of-the-art lectures with leading clinical experts from around the world.

It promises to be a truly memorable event and I look forward to seeing you all in Dubai this September.

RCR's first global congress in Dubai is a unique opportunity for radiologists across the globe to engage with their peers and build their professional networks.

Members of the RCR and RSE will be joined by PAARIS members and doctors from various countries in the region for a world class scientific programme. Over the course of three days, you'll hear from clinical experts sharing best practice, gain insights to improve and expand your clinical skills and build professional relations with colleagues from around the world.

Radiologists, neurologists, oncologists, RCR Global Congress 2022, Radiology Nurses, Medical Imaging Students, ER physicians, Surgical specialists, Radiology driving innovation

Read & Download UNLIMITED content on management, leadership + winning practices
CHECK HERE
 HealthManagement.org

Effective Workforce Transformation in Healthcare
READ FULL ARTICLE
 HealthManagement.org

COVID-19 News
 The High-income Countries Report the Effects of COVID-19 Burden on Primary Care Physicians
 According to a new report from the Commonwealth Fund, the COVID-19 pandemic...
 Read more

Data Utilisation & Data Integration Telehealth & Digital Tools in Healthcare
READ SUPPLEMENT HERE
 HealthManagement.org

Member Login

Username
 Password
 Remember Me
LOG IN

Events Submit Event

RCR Global Congress in Dubai 2022

Online, Online

We are very excited to welcome attendees to the RCR's first global congress in Dubai. Our joint RCR-DHA Faculty of module leads – representing key UK societies and leading senior doctors from around the gulf region and beyond – have developed a world class programme for radiology trainees and junior consultants.

Focusing on the theme "Radiology driving innovation", you'll be able to advance your professional development with a wide range of workshops, educational sessions and state-of-the-art lectures with leading clinical experts from around the world.

DATES & VENUE
 29 Sep – 01 Oct 2022, 8:00 am - 8:00 pm
 Online, Online, United States, Online

SOCIAL NETWORKS
 Add to Calendar
 Google Calendar



OTHER INFORMATION
 Event Schedule
 Go to Event Website

Ticket pricing starts from:
<https://rcrglobalcongress.com/registrations>
 Buy Tickets

TOPICS | CATEGORIES
 Medical
 Like 1 Tweet

ENHANCED BY GOC EventBoost

Featured Events

Feature your event for \$5

The 6th International Conference on Family Planning 2022



International Maternal Newborn Health Conference 2023



Global Digital Health Forum 2022



Activate Windows

Event items: Books for Sale, Wireless Headphones, Black, True Wireless Earbuds, Wireless Headphones, Black, Air True Wireless Earbuds, Black, Wireless Headphones, Blue

RCR's first global congress in Dubai
RCR GLOBAL CONGRESS IN DUBAI 2022
 Radiology driving innovation
 Thursday, 29 September to Saturday, 1 October 2022
 Event Centre, InterContinental Dubai Festival City, Dubai, UAE
 Free Registration
 Event Location: Dubai, United Arab Emirates

Invitation to RCR Global Congress in Dubai 2022
 Reference: CIR-2022-00000187
 To: All Health Professionals & Health Facilities under the jurisdiction of Dubai Health Authority – Dubai
 We cordially invite you to attend the RCR's First Global Congress in Dubai 2022, which is developed in partnership with the Dubai Health Authority (DHA) and in collaboration with the Radiology Society of the Emirates (RSE) and the Pan Arab Association of Radiological Societies (PAARIS) and will focus on the theme "Radiology driving Innovation".
 The RCR's first global congress will take place between 29th September & 1st October 2022 at the Intercontinental Hotel Dubai Festival City.
 This three-day gathering will include a range of workshops, educational sessions & lectures with leading clinical experts from around the world and will have the opportunity to gain knowledge about industry best practice that can help to improve their skills and build professional relationship with colleagues from different part of globe.
 For more info, please feel free to contact Mrs. Geetha Maneyan on gManeyan@dha.gov.ae or 04 502 7029, or you can visit the below website:
 Radiology Driving Innovation | Virtual Radiology Conferences 2022 | RCR Global Congress
 Attached herewith the scientific program.
 Best Regards.

Royal College of Radiologists (RCR) First Global Congress in Dubai 2022
 Hybrid Event | Sep 29 - Oct 01, 2022 | Dubai, Dubai, UAE
 Overview:
 Description: The joint RCR-DHA Faculty of module leads – who represent key UK societies as well as leading senior doctors from the gulf region and beyond have created a world class radiology training program for junior consultants and trainees.
 You'll have the opportunity to further your professional development by attending workshops, educational sessions, and lectures from top clinical experts around the globe.
 Key Dates: 29 Sep 2022 Event Start Date, 01 Oct 2022 Event End Date
 Speakers: Samir Sheikh, Agnieszka Staszko, Samir Sheikh
 Target Audience: Physician, Nuclear medicine physicians, Radiology Assistant, Neurologist, Radiographers, Radiology Nurses, ER physicians, Oncologists, Imaging technologist, Radiologic Technologist, Medical Imaging Students, Surgical specialists, Radiologists, Radiology Technicians
 Specialities: Radiology

Agfa HealthCare supports The Royal College of Radiologists first Global Congress in Dubai

October 2nd, 2022 | Events & Exhibitions



Last week, Agfa HealthCare was honored to support The Royal College of Radiologists first Global Congress in Dubai, UAE.

The Agfa team had very engaging conversations with the delegates and organized a comprehensive workshop on AI led by our Chief Medical Officer and Global Director AI, Dr. Anjum Ahmed.

Dr. Anjum Ahmed also met with His Excellency Mr. Awadhi Singhayer Al Ketbi - Director General Dubai Health Authority (DHA), and Dr. Usama Al Bastaki, Director of Diagnostic Imaging DHA, to discuss Agfa HealthCare's AI strategy and how industry and care providers could collaborate further.

Agfa HealthCare team also met with the President Royal College Radiologists, Dr. Kath Halliday and her executive team to discuss opportunities relating innovation and impact of innovation on education and practical application of AI.

With Agfa's RUBEE for AI enabled Enterprise Imaging strategy, we have introduced an evidence-based approach to implementing AI in diagnostic imaging for our customers across the globe.

The RCR2022 Global Congress in Dubai has been an excellent event for such thought leading conversations and Agfa HealthCare looks forward to continue engaging with the thought leaders across the globe.



News homepage

Subscribe to our newsletter

Search...

More from this category

Introducing 'That's life in flow' at RSNA 2022

Oct 13th, 2022
Introducing 'That's life in flow' at RSNA 2022, Agfa HealthCare will showcase how Enterprise Imaging [...]

ECR2022: Thank you for joining us

Jul 15th, 2022
Thank you for joining us in Vienna at ECR 2022! We hope you enjoyed the wealth of innovation, the in [...]

AI at ECR 2022: Augmented Radiology, powered by AI

Jul 15th, 2022
It will come as no surprise that AI will be in the spotlight at the upcoming ECR 2022. The clinical [...]

UKIO and ECR: Agfa HealthCare, Enterprise Imaging pioneer, showcases radiology innovations at class-leading European events

Jun 29th, 2022
PRESS RELEASE: Mortal, Belgium - 8th June 2022 Agfa HealthCare announces its participation in The UKIO [...]

Arab Health 2022

Jan 13th, 2022
Looking forward to welcoming you soon at Arab Health 2022! In less than 2 weeks Arab Health 2022 will [...]

Agfapolis 2021 - A day of ideas and innovation at Agfa HealthCare

Nov 24th, 2021
On November 18th, the Agfa HealthCare R&D site in Ghent hosted the 7th Agfapolis. An event hosts [...]

The Royal College of Radiologists MRI Course - Dubai

27 - 28 Sep 2022 New Date Reminder

📍 InterContinental Dubai - Festival City, Dubai, UAE [Get Directions](#)

Attended
Request a Booth
Add a Review
Share & Invite
Save
Follow

About
Followers
Exhibitors
Speakers
Reviews
Travel Deals

The course covers Musculoskeletal (MSK), paediatric, gastrointestinal tract (GIT), pelvis, spine, and brain Magnetic resonance imaging (MRI) delivered by expert UK speakers consisting of lectures and interactive workshops, followed by discussion and feedback. This two-day course is for radiology trainees and consultants based in the UAE/Middle East and will be delivered by expert UK speakers.

- #### Highlights
- Lectures and interactive workshops, discussions and feedback.
 - Delivered by experienced radiology consultants with thorough knowledge of MR & subspecialty imaging
 - Hosted in collaboration with the RCR Global Congress, Dubai

Schedule & Agenda
Entry Fee
Organizer
Venue

Agroexpo 01-05 February 2023

Seed Irrigation Fertilizer Machinery Livestock Poultry Tractor Agroexpo Turkey

Open

Timings

9:00 AM - 5:00 PM (General)

Entry Fees

Paid Ticket Starts from 250 GBP

[View Details](#)

Estimated Turnout

80 Delegates

Based on previous editions

Category & Type

- ✓ Workshop
- ✓ Medical & Pharma
- ✓ Education & Training

Editions

Sep 2022

Official Links

[Website](#)
[Contacts](#)

Frequency

One-time

Report Error

Claim this event

Organizer

The Royal College of Radiologists

UK

3 Total Events

Follow Company

Queries about the event? Ask Organizer

Agroexpo 01-05 February 2023

International Agriculture Fair Show

➔

- #### Related Events
- Jan 12 Encouraging Participation: LE Workshop Online
 - Jan 25 The Art and Science of Scaling Technology: Simple Strategies for Schools Online
 - Jan 26 Heart failure day 1: Arrhythmias and devices Online
 - Jan 26 Value-Based Care Summit Cambridge, USA
 - Jan 16 PepTalk San Diego, USA

Radiology # musculoskeletal # Spine

Royal College of Radiologists (RCR) Global Congress in Dubai 2022

29 Sep - 01 Oct, 2022

📍 InterContinental Dubai Festival City, United Arab Emirates

Find Your Ideal Hotel

Home / Royal College of Radiologists (RCR) Global Congress in Dubai 2022

Description

We are very excited to welcome attendees to the RCR's first global congress in Dubai. Our joint RCR-DHA Faculty of module leads – representing key UK societies and leading senior doctors from around the gulf region and beyond – have developed a world class programme for radiology trainees and junior consultants. Focusing on the theme 'Radiology driving innovation', you'll be able to advance your professional development with a wide range of workshops, educational sessions and state-of-the-art lectures with leading clinical experts from around the world.

The Royal College of Radiologists (RCR) Global Congress in Dubai 2022 brings together:

- Radiographers
- Radiologists

1BR Apartment for Rent in Sheikh Zayed Road

AED 85,000 View

2BR Apartment for Rent in Sheikh Zayed Road

AED 80,000 View

Important

Please, check the official event website for possible changes, before making any travelling arrangements

Event Categories

Health & Medicine: Radiology

Other Events with Similar Categories

Health & Medicine Conferences

Radiology Conferences

Medicine Conferences

Medical Conferences

Physicians Conferences

Medical Ethics and Bioethics Conferences

Psychosomatic Medicine Conferences

Human Disease Conferences

Medical Informatics Conferences

Morbidity Conferences

Clinical Medicine Conferences

Disease Conferences

Conal CONFERENCE ALERTS

Organizer Dashboard (Click to view, edit and promote your events)

infoplusevents (organizer)

How to use our site:

(Advanced search)

Thursday, 29 September to Saturday, 1 October 2022

Event Centre, InterContinental Dubai Festival City, Dubai, UAE

RCR Global Congress Conference

29th September to 1st October, Dubai, United Arab Emirates, United Arab Emirates

Website: <https://rcrglobalcongress.com/>

Contact person: Albert Pagala

Get ready to network & learn from renowned RCR specialists from around the world, who will present the latest advancements and procedures in various radiology settings and techniques, including pediatric imaging, neuroradiology, prostate imaging

Organized by: InfoPlus Events

Check the event website for more details.

View all events from this organizer.

2BR Apartment for Rent in Sheikh Zayed Road

AED 85,000 View

1BR Apartment for Rent in Sheikh Zayed Road

AED 85,000 View

1BR Apartment for Rent in Sheikh Zayed Road

AED 92,000 View

CONFERENCE2GO
Home Advertise Search Events Subscription Contact Us

RCR Global Congress in Dubai 2022

Home » Event » RCR Global Congress in Dubai 2022

Thursday, 29 September to Saturday, 1 October 2022

Event Centre, InterContinental Dubai Festival City, Dubai, UAE

SEP 29

RCR Global Congress in Dubai 2022

by Albert Pagala

RCR Global Congress in Dubai 2022

About This Event

We are very excited to welcome attendees to the RCR's first global congress in Dubai. Our joint RCR-DHA Faculty of module leads – representing key UK societies and leading senior doctors from around the gulf region and beyond – have developed a world class programme for radiology trainees and junior consultants. Focusing on the theme 'Radiology driving innovation', you'll be able to advance your professional development with a wide range of workshops, educational sessions and state-of-the-art lectures with leading clinical experts from around the world.

Date And Time

Thursday, 29 Sep 2022

Saturday, 1 Oct 2022

Share Event

📧
📱
🐦
🌐
📧

Event Holding Type

25 In-Person

Location

United Arab Emirates, Dubai, Event Center, Intercontinental



HIGHLIGHTS OF THE CONFERENCE



124
Total Faculty



197
Total Lectures



38
Participating
Countries



5
Tracks



45
Lecture
Sessions



6
Interactive
Sessions



11
Total
Workshops



763
Total No. of
Registration



2
Supported
By



7
Endorsed
By



1
Travel
Partner



1
Destination
Partner



6
No. of
Sponsors



7
No. Of
Exhibitors



8
Media
Partners

RCR GLOBAL
CONGRESS IN DUBAI 2022
Radiology driving innovation