

# 2<sup>nd</sup> RCR Global Radiology Conference in Dubai

**Incorporating**  
**8<sup>th</sup> Official Annual Meeting  
of the Radiology Society  
of the Emirates (RSE)**

**Radiology Driving Innovation**

**Friday 19 April to  
Sunday 21 April 2024**

InterContinental Hotel, Dubai Festival City  
United Arab Emirates



**POST EVENT REPORT**

# CONFERENCE OVERVIEW

'The Royal College of Radiologists' (RCR) in partnership with the local body 'Radiology Society of the Emirates' (RSE), organized The 2<sup>nd</sup> RCR Global Radiology Conference in Dubai 2024, incorporating the 8<sup>th</sup> Official Annual Meeting of the Radiology Society of the Emirates (RSE).

The meeting witnessed the participation of more than 650 delegates from all across the globe. Building on the success of the inaugural Global Congress in Dubai, this year's event focused on the theme 'Radiology Driving Innovation'.

The conference was held at the Event Centre in the InterContinental Hotel, Dubai Festival City, from April 19 to 21, 2024.

**Dr. Katharine Halliday**, *President, The Royal College of Radiologists (RCR)*, commended the joint efforts of RCR and RSE and the scientific committee along with the module leads – representing key UK Special Interest Groups and leading senior doctors who developed a world class program for senior radiologists and junior consultants. Focusing on the theme 'Radiology Driving Innovation', the conference brought together leading international experts shared the best practices and discussed the latest state-of-the-art developments in radiology – and its positive impact on oncology.

**Dr. Abdulla Alremaithi**, *President of the Radiology Society of the Emirates (RSE)*, emphasized their dedication to addressing cancer imaging concerns through a meticulously curated three-day program across three halls that covered all radiological subspecialties for comprehensive cancer diagnosis and treatment. The RSE aimed to address pertinent topics directly applicable to daily healthcare practice in the country, which served as a valuable platform for collaboration and knowledge exchange and contributed to the collective growth of the field.

**Dr. Usama Mohammad Hassan AlBastaki**, *Director of the Diagnostic Imaging Department at Dubai Health*, highlighted that this year's conference was dedicated to the critical theme of cancer updates, continuing the commitment to innovation in radiology. The event aimed to explore the future of imaging, which presented RCR Dubai 2024 as a platform where scientific value took the center stage. Esteemed speakers with unparalleled expertise ensured that attending the conference was a valuable investment.



Dr. Katharine Halliday



Dr. Abdulla Alremaithi



Dr. Usama Mohammad Hassan AlBastaki

## Conference Statistics





# CONFERENCE VENUE & ACCOMMODATION

The conference was held at the Event Centre and accommodation was offered at the InterContinental Hotel, Dubai Festival City, UAE.



# OPENING CEREMONY

The 2<sup>nd</sup> RCR Global Radiology Conference in Dubai commenced the recitation of the Holy Quran.

The opening remarks was delivered by **Dr. Muna Abdul Razzaq Tahlak**, the Chief Medical Officer of Dubai Health. The event marked a significant collaboration between the 'Dubai Health' and 'The Royal College of Radiologists' (RCR), which celebrated the return of RCR to Dubai for its second edition.

In her address, Dr. Tahlak highlighted the importance of such global gatherings in advancing the field of radiology. She extended a warm welcome to all the attendees, setting a positive tone for the conference.



**Dr. Muna Abdul Razzaq Tahlak**  
Chief Medical Officer  
Dubai Health

Following Dr. Tahlak, **His Excellency Dr. Amer Ahmad Sharif**, CEO of Dubai Health and President of Mohammed Bin Rashid University of Medicine and Health Sciences (MBRU), took the stage. Dr. Sharif welcomed all participants and emphasized the significance of the conference in fostering the international collaboration and knowledge exchange in radiology.



**His Excellency Dr. Amer Ahmad Sharif**  
CEO of Dubai Health  
President of Mohammed Bin Rashid University of  
Medicine and Health Sciences (MBRU)

Then, **Dr. Katharine Halliday**, President of The Royal College of Radiologists, graced the stage and expressed her delight in seeing the global radiology community come together in Dubai. Dr. Halliday's speech underscored the value of shared expertise and the collective effort to advance radiological practices worldwide.



**Dr. Katharine Halliday**  
President, The Royal College of Radiologists (RCR)

At the end, **Dr. Abdulla Alremaithi**, President of Radiology Society of the Emirates (RSE), addressed the audience. He spoke about the successful partnership between the Radiology Society of the Emirates (RSE) and The Royal College of Radiologists (RCR), which made the conference possible. Dr. Alremaithi highlighted the collaborative efforts and the shared vision for the future of radiology in the region and beyond.



**Dr. Abdulla Alremaithi**  
President, Radiology Society of the Emirates (RSE)



# SUPPORTERS & PARTNERS

## Endorsed by



## Destination Partner



## Official Airline



The conference was jointly organized by The Royal College of Radiologists and the Radiology Society of the Emirates in collaboration with the Pan Arab Association of Radiological Societies (PAARS).



The conference was also supported by 'Dubai Health Authority' (DHA).



The Conference was endorsed by the following societies:

- Radiological Society of Saudi Arabia (RSSA)
- College of Radiology (CoR), Academy of Medicine Malaysia
- Malaysian Society of Radiologists (MYRAD)
- Japanese College of Radiology (JCR)
- Società Italiana di Radiologia Medica e Interventistica (SIRM)
- Indian Radiological & Imaging Association (IRIA)



Emirates was the official 'Travel Partner' for the conference ensuring seamless travel experiences for the speakers and attendees.



'Dubai's Department of Economy and Tourism' (DTCM) was the 'Destination Partner' for the conference.



# SPONSORS & EXHIBITORS

## Platinum Sponsor



## Gold Sponsor



## Bronze Sponsors



## Innovation Partner



## Support Sponsor



## Exhibitors



## Media Partners





# SPONSORS & EXHIBITORS



# MODULE LEADS



Gastrointestinal  
**Dr. Usama Mohammad AlBastaki**  
Consultant Radiologist, Rashid Hospital, UAE  
Director of Diagnostic Imaging Department, Dubai Health  
Clinical Associate Professor of Radiology, MBRU  
General Secretary of the Radiology Society of the Emirates (RSE)  
Dubai, UAE



Gastrointestinal  
**Dr. Andrew Lowe**  
Consultant GI Radiologist  
Musgrove Park Hospital,  
Somerset, UK



Paediatrics  
**Dr. Joanna Kasznia-Brown**  
PhD MBBS FRCR MRCS  
Consultant Radiologist, Bristol, UK  
International Committee, The Royal College of Radiologists, UK  
President, World Federation of Paediatric Imaging  
England, UK



Musculoskeletal Radiology  
**Dr. Ramy Mansour**  
FRCR  
Clinical Lead of MSK Imaging  
Oxford University Hospitals  
The Royal College of Radiologists  
Global Ambassador  
England, United Kingdom



Musculoskeletal Radiology  
**Dr. Rashid Alsharhan**  
MBBS, FRCPC  
Assistant professor of Radiology  
Mohammed Bin Rashid University  
Consultant Musculoskeletal Radiologist  
Rashid Hospital, Dubai Health  
Dubai, UAE



Neuroradiology  
**Dr. Taleb Mohamed Almansoori**  
MBBS, DABR, FRCPC  
Assistant Professor of Radiology and Assistant Dean for Clinical Affairs, College of Medicine & Health Sciences – United Arab Emirates University  
Consultant Diagnostic and Interventional Neuroradiology  
Vice President of Radiology Society of the Emirates (RSE)  
Abu Dhabi, UAE



Neuroradiology  
**Dr. Daniel Birchall**  
Consultant Neuroradiologist  
President, British Society of Neuroradiology  
Professor of Neuroradiology  
The Royal College of Radiologists  
Newcastle, UK



Head and Neck  
**Dr. Salman Qureshi**  
Consultant Head & Neck and Neuroradiologist, SSMC, Mayo Clinic,  
Abu Dhabi, UAE



Head and Neck  
**Dr. Ravi Lingham**  
Consultant radiologist & Educational supervisor  
London North West University  
Healthcare NHS Trust  
Senior Clinical Lecturer  
Imperial College London  
London, UK

# MODULE LEADS



Female Health  
**Dr. Faye Cuthbert**  
Consultant Radiologist  
University Hospitals Sussex NHS  
Foundation Trust  
Sussex, UK



Genitourinary  
**Dr. Harry Bardgett**  
Lead Uro-radiologist  
Bradford Teaching Hospitals  
Bradford, UK



Genitourinary  
**Prof. Tarek El Diasty**  
MD, Consultant Radiologist and  
Professor of Radiodiagnosis,  
Urology and Nephrology Center,  
Mansoura University, Egypt  
President of the Egyptian  
Radiological Society  
President of the African Society of  
Radiology, Board member of the  
Executive Committee of the  
International Society of Radiology  
Egypt



Female Health  
**Dr. Sarah McWilliams**  
Consultant Radiologist and Lead  
Medical Training  
St Georges NHS Foundation Trust,  
London, UK



Interventional Radiology  
**Dr. Raman Uberoi**  
Consultant Interventional  
Radiologist, John Radcliffe  
Hospital, Oxford UK  
Medical Director Professional  
Practice, Clinical Radiology, RCR  
London, UK



Chest  
**Dr. Annette Johnstone**  
Consultant Radiologist  
The Leeds Teaching Hospitals NHS  
Trust  
Leeds, UK

# ORGANIZING COMMITTEE



**Dr. Abdulla Alremaithi**  
President, Radiology Society of the Emirates (RSE)



**Dr. Usama Mohammad AlBastaki**  
Consultant Radiologist, Rashid Hospital, UAE  
Director of Diagnostic Imaging Department, Dubai Health  
Clinical Associate Professor of Radiology, MBRU  
General Secretary of the Radiology Society of the Emirates (RSE)  
Dubai, UAE



**Dr. Ayoub Ahmad Abedzadeh**  
Consultant Radiologist  
Deputy Head of Radiology Department, Rashid Hospital Dubai.  
Chairperson of Scientific Committee in Radiology Society of the Emirates (RSE)  
Dubai, UAE



**Dr. Taleb Mohamed Almansoori**  
MBBS, DABR, FRCPC  
Assistant Professor of Radiology and Assistant Dean for Clinical Affairs, College of Medicine & Health Sciences – United Arab Emirates University  
Consultant Diagnostic and Interventional Neuroradiology  
Vice President of Radiology Society of the Emirates (RSE)  
Abu Dhabi, UAE



**Dr. Joanna Kasznia-Brown**  
PhD MBBS FRCR MRCS  
Consultant Radiologist, Bristol, UK  
International Committee, The Royal College of Radiologists, UK  
President, World Federation of Paediatric Imaging  
England, UK



**Patrick Courtney**  
Global Partnerships Manager, The Royal College of Radiologists  
England, UK



**Dr. Ramy Mansour**  
FRCR  
Clinical Lead of MSK Imaging  
Oxford University Hospitals  
The Royal College of Radiologists  
Global Ambassador  
England, UK



**Dr. Lamia Ghazi Jamjoom**  
Assistant Professor and Consultant Cardio-Thoracic Radiologist, King Abdulaziz University, Jeddah Saudi Arabia  
President of Pan Arab Association of Radiological Societies (PAARS)  
Jeddah, Saudi Arabia



**Dr. Emad S Naguib**  
Consultant Radiologist  
Head of Radiology, Alsalam Hospital, ISR ExComm Board  
Member, PAARS Secretary General  
ESRNM Secretary General  
African Society of Radiology  
Secretary General  
Cairo, Egypt

# SPEAKERS



Interventional Radiology  
**Dr. Ahmad Abdelmuhdi**  
Consultant Interventional  
Radiologist  
Rashid Hospital – Dubai Health  
Dubai,UAE



Neurology  
**Dr. Manzoor Ahmed**  
Chair of the Radiology Department  
Sheikh Khalifa Medical City,  
Abu Dhabi, UAE



Musculoskeletal Radiology  
**Dr. Aliya AlBarwani MD, FRCR**  
Consultant MSK Radiology  
Khoula Hospital  
Oman



Artificial Intelligence in Oncology  
Imaging  
**Dr. Zainab Albloushi**  
Radiologist  
Dubai Health Authority  
Dubai, UAE



Paediatrics  
**Dr. Yahya Al Brashdi**  
Deputy Head of Radiology  
Consultant Radiologist  
Royal Hospital, Muscat, Oman



Interventional Radiology  
**Dr. Riad Alchanan**  
MD FRCR (CCT), Consultant  
Interventional Radiologist  
Cleveland Clinic  
Abu Dhabi, UAE



Gastrointestinal  
**Dr. Ahmed Al Kindi**  
Radiologist  
The Royal Hospital  
Muscat, Oman



Interventional Radiology  
**Dr. Jamal Al Koteesh**  
Chief of Interventional Radiology  
Chairman of Clinical Imaging in Al Ain  
Region/SEHA/Pure Health/Abu Dhabi  
Professor of Interventional Radiology,  
CMHS UAE University  
Head of Interventional Radiology  
Clinical Reference group at SEHA –  
Abu Dhabi,UAE



Musculoskeletal Radiology  
**Dr. Abdulla Almaazmi**  
Consultant MSK radiologist  
Zayed Military Hospital  
Abu Dhabi, UAE

# SPEAKERS



Neurology  
**Dr. Taleb M. Almansoori**  
Assistant Professor of Radiology and  
Assistant Dean for Clinical Affairs,  
College of Medicine & Health Sciences –  
United Arab Emirates University  
Consultant Diagnostic and Interventional  
Neuroradiology, Vice President of the  
Radiology Society of the Emirates (RSE)  
Abu Dhabi, UAE



Gastrointestinal  
**Dr. Omar Almarzouqi**  
Consultant surgery/ Associate  
professor of General Surgery  
Rashid hospital (DHA)/ Mohammad  
Bin Rashid University of Medicine  
(MBRU)  
Dubai, UAE



Artificial Intelligence in  
Oncology Imaging  
**Dr. Abdulla Alremaithi**  
Director of Clinical Support  
Services  
Zayed military hospital  
Abu Dhabi-UAE



Musculoskeletal Radiology  
**Dr. Rashid Alsharhan**  
Assistant Professor, Consultant,  
and Program Director of Radiology  
Mohammed Bin Rashid University –  
Dubai Health  
Dubai, UAE



Neurology  
**Dr. Hidayath Ali Ansari**  
Consultant Radiologist  
Nuclear Medicine specialist  
Cleveland Clinic Abu Dhabi  
Abu Dhabi, UAE



Gastrointestinal  
**Dr. Mahesh Kumar Neelala Anand**  
FRCR  
Consultant Interventional  
Radiologist  
Mediclinic City Hospital  
Dubai, UAE



Neurology  
**Dr. Vartan Jacques Balian**  
Consultant Neuroradiologist  
Royal Victoria Infirmary's  
Neurosciences Centre,  
Newcastle, UK



Gastrointestinal  
**Dr. Khaled Bamakhrama**  
Associate professor of Medicine Dubai  
Medical College  
Consultant physician and  
gastroenterologist  
Rashid hospital  
Dubai, UAE



Genitourinary  
**Dr. Harry Bardgett**  
Lead Uro-radiologist  
Bradford Teaching Hospitals  
Bradford, UK

# SPEAKERS



Artificial Intelligence in Oncology Imaging  
**Dr. Joseph Barnett**  
Cardiothoracic radiologist  
The Royal Free Hospital  
London, UK



Head and Neck  
**Dr. Tim Beale**  
Consultant Radiologist  
Lead Head and Neck University  
College London Hospital (UCLH)  
London, UK



Interventional Radiology  
**Dr. Jon Bell**  
Consultant Interventional  
Radiologist  
Clinical director of Radiology  
The Christie NHS Foundation Trust  
Manchester, UK



Female Imaging (Gynae)  
**Dr. Nishat Bharwani**  
Consultant Radiologist  
Imperial College Healthcare NHS  
Trust  
England, UK



Neurology  
**Dr. Daniel Birchall**  
Consultant Neuroradiologist  
President, British Society of  
Neuroradiology  
Professor of Neuroradiology, The  
Royal College of Radiologists  
England, UK



Paediatrics  
**Dr. Joanna Kasznia-Brown**  
PhD MBBS FRCR MRCS  
Consultant Radiologist, Bristol, UK  
International Committee, The Royal  
College of Radiologists, UK  
President, World Federation of  
Paediatric Imaging  
England, UK



Neurology  
**Dr. Lalani Carlton Jones**  
Consultant Neuroradiologist  
Guy's and St Thomas' NHS  
Foundation Trust  
England, UK



Musculoskeletal Radiology  
**Dr. Raj Chari**  
MBBS, MRCS, MSc (Oxon), FRCR, EDiR  
Consultant Musculoskeletal  
Radiologist  
Nuffield Orthopaedic Centre  
Oxford University Hospitals  
London, UK



Chest  
**Dr. Seung-Jin Choi**  
Consultant Radiologist  
Leeds Teaching Hospitals Trust  
Leeds, UK

# SPEAKERS



Neurology  
**Dr. Ian Craven**  
Consultant Neuroradiologist  
Leeds General Infirmary  
Leeds, UK



Female Imaging (Gynae)  
**Dr. Faye Cuthbert**  
Consultant Radiologist  
University Hospitals Sussex NHS  
Foundation Trust  
Sussex, UK



Gastrointestinal  
**Dr. Kaltar Das**  
Oncologist  
Dubai Academic and Health  
Corporation  
Dubai, UAE



Chest  
**Dr. Kauran Das**  
Associate Prof. of Radiology  
College of Medicine & Health  
Science, UAE University  
Al Ain, UAE



Genitourinary  
**Dr. Balraj Dhesi**  
Consultant Radiologist  
University Hospitals Birmingham  
NHS Foundation Trust  
Birmingham, UK



Neurology  
**Dr. Mohammad Asif Dogar**  
Head of neuroradiology  
Cleveland Clinic ,Abu Dhabi  
Abu Dhabi, UAE



Paediatrics  
**Dr. Ajay Dsouza**  
Pediatric Radiologist  
Head of Diagnostic Imaging  
Al Jalila Children's Specialty  
Hospital  
Dubai, UAE



Head and Neck  
**Dr. Ayman El Sayed**  
Consultant Neuroradiology  
SSMC  
Abu Dhabi, UAE



Genitourinary  
**Dr. Tarek El-Diasty, M.D., FRCR**  
Emeritus professor of radiology  
Radiology Department  
Urology and Nephrology Center,  
University of Mansoura  
Egypt



# SPEAKERS



Gastrointestinal  
**Dr. Waleed Elsharkawy**  
MD, MSC, FRCR, UK  
Radiologist  
Mediclinic Middle East  
Adjunct Assistant Professor of  
Radio-diagnosis  
MBRU, Dubai, UAE



Musculoskeletal Radiology  
**Dr. Harun Gupta**  
Consultant Musculoskeletal  
Radiologist  
Leeds Teaching Hospitals  
Leeds, UK



Oncology Imaging  
**Dr. Stephen Harden**  
Consultant Cardiothoracic  
Radiology, University Hospital  
Southampton, UK, Vice President  
Clinical Radiology, RCR  
England, UK



Musculoskeletal Radiology  
**Dr. Tarek Hijazi**  
Assistant Professor of Radiology  
Imam Abdulrahman bin Faisal  
University  
KSA



Chest  
**Dr. Ben Holloway**  
Consultant Radiologist  
University Hospital Birmingham,  
Birmingham, UK



Neurology  
**Dr. Shaikh Sayeed Iqbal**  
Consultant Radiologist  
Rashid Hospital  
Dubai, UAE



Oncology Imaging  
**Dr. Vaishnavi Jeyasingam**  
MBBS  
Clinical oncologist  
Hospital Kuala Lumpur  
Kuala Lumpur, Malaysia



Chest  
**Dr. Annette Johnstone**  
Consultant Radiologist  
The Leeds Teaching Hospitals  
NHS Trust  
Leeds, UK



Head and Neck  
**Dr. Varsha Joshi**  
Senior Consultant  
Vijaya Diagnostic Centers  
Hyderabad, India

# SPEAKERS



Paediatrics  
**Dr. Tejas Kapadia**  
DNB, FRCR, MMed  
Consultant Paediatric Radiologist &  
Imaging Research Lead  
Royal Manchester Children's  
Hospital  
Manchester, UK



Paediatrics  
**Dr. Amna A Kashgari, MD**  
Pediatric Radiology and Pediatric  
Neuroradiology consultant  
KAMC-NGHA,  
Riyadh, KSA



Genitourinary  
**Dr. Atif Khan**  
Consultant Uro-Radiologist and  
Non-vascular intervention  
St James University Hospital  
Leeds UK



Artificial Intelligence in Oncology  
Imaging  
**Prof. Dow-Mu Koh**  
MD., F.R.C.P., F.R.C.R.  
Consultant Radiologist  
Royal Marsden Hospital  
London, UK



Gastrointestinal  
**Dr. Hossameldin Ahmed Fathi**  
Elsayed Kotb  
Consultant Radiologist  
Zayed Military Hospital  
Abu Dhabi, UAE



Gastrointestinal  
**Dr. Navin Kumar**  
Consultant Radiologist  
Rashid Hospital  
Dubai, UAE



Artificial Intelligence in  
Oncology Imaging  
**Dr. Amrita Kumar**  
Consultant Radiologist  
Frimley Health  
UK



Chest  
**Dr. Lufti Kurban**  
Chief of Medical imaging  
Consultant Radiologist  
American Hospital  
Dubai, UAE



Musculoskeletal Radiology  
**Dr. Radhesh Krishna Lalam**  
MBBS, MRCS, FRCR  
Consultant Radiologist  
Robert Jones and Agnes Huny  
Orthopaedic Hospital  
Gobowen, UK

# SPEAKERS



Gastrointestinal  
**Dr. Hannah Lambie**  
Consultant Radiologist  
Leeds Teaching Hospitals NHS  
Trust  
Leeds, UK



Head and Neck  
**Dr. Ravi Lingam**  
Consultant radiologist &  
Educational supervisor  
London North West University  
Healthcare NHS Trust  
Senior Clinical Lecturer  
Imperial College London  
London, UK



Gastrointestinal  
**Dr. Andrew Lowe**  
Consultant GI Radiologist  
Musgrove Park Hospital  
Somerset, UK



Oncology Imaging  
**Dr. Youichi Machida**  
MD, PhD  
Chief, Department of Radiology  
Kameda Medical Center  
Japan



Head and Neck  
**Dr. Gitta Madani**  
Consultant Radiologist  
Imperial College Healthcare NHS  
Trust  
London, UK



Musculoskeletal Radiology  
**Dr. Ramy Mansour FRCR**  
Musculoskeletal Consultant  
Radiologist and Clinical Lead  
MSK Imaging at Oxford University  
Hospitals,  
Oxford Musculoskeletal Radiology  
and Nuffield Orthopaedic Centre  
England, UK



Musculoskeletal Radiology  
**Dr. David McKean**  
Consultant Musculoskeletal  
Radiologist  
Buckinghamshire Healthcare  
NHS Trust  
Buckinghamshire, UK



Female Imaging (Breast)  
**Dr. Sarah McWilliams**  
Consultant Radiologist and  
Lead Medical Training  
St Georges NHS Foundation  
Trust  
London, UK



Paediatrics  
**Dr. Shyam Mohan**  
MD, FRCR  
Consultant Paediatric Radiologist  
Sheikh Khalifa Medical City,  
Abu Dhabi, UAE

# SPEAKERS



Interventional Radiology  
**Prof. Robert Morgan**  
Professor of Interventional  
Radiology  
Clinical Director and Consultant  
Radiologist  
St George's University Hospitals  
NHS Foundation Trust  
London, UK



Neurology  
**Dr. Mudassara Munir**  
Consultant neuroradiologist  
The Newcastle upon Tyne Hospitals  
NHS Foundation Trust  
England, UK



Artificial Intelligence in Oncology  
Imaging  
**Dr. Mohamed Hussein Mohamed**  
Elsayed Okasha  
M.B.B.Ch., M.Sc.  
Radiology Specialist  
PHC Dubai health authority.  
Dubai, UAE



Musculoskeletal Radiology  
**Dr. Vijay Papineni**  
Consultant MSK Radiologist  
Sheikh Shakhbout Medical City  
(Mayo Clinic)  
Abu Dhabi, UAE



Head and Neck  
**Dr. Gillian Potter**  
Consultant Neuroradiologist  
The Alexandra Hospital  
Cheshire, UK



Musculoskeletal Radiology  
**Dr. Mahesh Prakash**  
MD, MAMS, FIACM, FIMSA, FIAMS,  
FICR, Professor Department of  
Radiodiagnosis & Imaging PGIMER,  
Chandigarh, India



Gastrointestinal  
**Dr. Abdulsamad Punekar**  
MRCP FRCR CCT(UK)  
Consultant Radiologist  
Mediclinic City Hospital  
Dubai, UAE



Neurology  
**Dr. Aiman Quateen**  
Senior Consultant  
Interventional Neuroradiology  
Interventional Lead  
SSMC  
Abu Dhabi, UAE



Head and Neck  
**Dr. Sameer Raniga**  
MD, FRCR  
Consultant Radiologist  
Sultan Qaboos University Hospital  
Muscat, Oman

# SPEAKERS



Female Imaging (Breast)  
**Dr. Mamatha Reddy**  
Consultant Radiologist/Care Group  
Lead Breast Imaging  
St George's Hospital  
London, UK



Gastrointestinal  
**Dr. Sudeep Roplekar**  
MBBS, DNB, FRCR, EDiR  
Specialist Radiologist  
Prime Hospital  
Dubai, UAE



Oncology Imaging  
**Dr. Tom Roques**  
MRCP FRCR  
Vice President, Clinical Oncology  
(CO)  
The Royal College of Radiologists  
England, UK



Oncology Imaging  
**Prof. Dina Husseiny Salama**  
MD, PhD  
Professor of Radiology &  
Director of the Radiology and  
Medical Imaging Technology  
Programme  
Misr University for Science and  
Technology  
Cairo, Egypt



Head and Neck  
**Dr. Amal Saleh**  
MD, SCR, FCNR  
Associate Professor of Radiology &  
Dean of the School of Medicine  
College of Health Sciences at  
Addis Ababa University  
Addis Ababa, Ethiopia



Chest  
**Dr. Goran Nadir Salih**  
MD  
Consultant Pulmonologist and  
Internal Medicine  
Rashid Hospital, Dubai Health  
Dubai, UAE



Musculoskeletal Radiology  
**Dr. Asad Shah**  
Consultant musculoskeletal  
radiologist  
Sheikh Shakhbout Medical City/  
Mayo Clinic  
Abu Dhabi, UAE



Genitourinary  
**Prof. Haytham Shebel**  
Professor of Radiology  
Urology and Nephrology  
Center, Mansoura University,  
Egypt



Female Imaging (Breast)  
**Dr. Yee Ting Sim**  
Consultant Breast Radiologist  
Mediclinic City Hospital,  
Dubai, UAE

# SPEAKERS



Paediatrics  
**Dr. Kushaljit Singh Sodhi**  
MD, PhD  
Professor, Department of  
Radiodiagnosis,  
Post Graduate Institute of Medical  
Education & Research (PGIMER),  
Chandigarh, India



Gastrointestinal  
**Dr. Rania Soued**  
Specialist Radiologist  
Pakistan Medical Center  
Dubai, UAE



Musculoskeletal Radiology  
**Dr. Priya Suresh**  
M.B.,B.S. , MRCP (U.K), FRCR, PGCE  
(Dip), Consultant MSK radiologist  
University Hospital Plymouth NHS  
Trust  
Medical Director, Education and  
Training, Clinical Radiology, RCR  
Plymouth,UK



Musculoskeletal Radiology  
**Dr. Ankit Tandon FAMS**  
FRCR, DNB, DMRD, DMRE  
Chief of MSK Radiology  
Tan Tock Seng Hospital  
Singapore



Interventional Radiology  
**Dr. Raman Uberoi**  
Consultant Interventional  
Radiologist  
John Radcliffe Hospital, Oxford UK  
Medical Director Professional  
Practice, Clinical Radiology, RCR  
England, UK



Head and Neck  
**Dr. Ram Vaidhyanath**  
DMRD, DNB, FRCR, EBiHNR,  
FESHNR  
Consultant Radiologist  
University Hospitals of Leicester  
Leicester, UK



Musculoskeletal Radiology  
**Prof. Violeta  
Vasilevska-Nikodinovska**  
PhD MSc MD  
Professor  
Medical Faculty  
St.Cyril and Methodius University  
Macedonia



Musculoskeletal Radiology  
**Dr. Varaprasad N Vemuri**  
MD FICR  
Chief Consultant  
SWARNA SCANS,  
Vijayawada, India



Interventional Radiology  
**Prof. Tze Min Wah**  
PhD, FRCR, EBIR  
Consultant in Diagnostic and  
Interventional Radiology  
Leeds Teaching Hospitals NHS  
Trust (LTHT)  
Leeds, UK

# SPEAKERS



Female Imaging (Gynae)  
**Dr. Rebecca Wiles**  
Consultant Radiologist  
Royal Liverpool University Hospital  
Liverpool University Hospitals NHS  
Foundation Trust  
Liverpool, UK



Musculoskeletal Radiology  
**Dr. Rania Zeitoun**  
MD, FRCR, Professor (Assistant) of  
Radiology, Cairo University  
Musculoskeletal Radiology  
Consultant  
As-Salam International Hospital  
Cairo, Egypt



# ACCREDITATION BODIES



## Accreditation information:

This conference is CME accredited with:

- **20 CPD** Credit Hours by **The Royal College of Radiologists (RCR)**.
- **18.25 CPD** Credit Hours by **Dubai Health Authority (DHA)**.

## CONFERENCE GOALS AND OBJECTIVES:

### OBJECTIVES

- To provide continuous medical education and skill enhancing based on up-to-date innovative technology
- To provide a valuable contribution and support to strive more towards achieving the vision "Towards a healthier and happier community"
- To introduce different modalities in the area to improve the understanding of diseases
- To emphasize the role of innovation in the field and even the role of radiology in innovation of medicine, radiology to always be a step ahead to provide the best for patients
- To give hands-on experiences through different workshops
- To demonstrate an understanding of evidence-based strategies and their implied best practices
- To improve the standard of medical practice across the fields of radiology and oncology

### BENEFITS OF ATTENDING

- Gain Continuing Professional Development (CPD) credit hours from DHA and RCR
- Meet & learn from world renowned speakers bringing the latest updates, techniques, best practices in the field of radiology and oncology
- Hear from the clinical experts sharing best practice, gaining insights to improve, expand the clinical skills and build professional relations with colleagues from around the world
- Experience hands-on courses, workshops and interactive presentations and panel discussions covering the latest advances and practical knowledge in the field

### TARGET AUDIENCE

- Radiologists
- Oncologists
- Nuclear medicine physicians
- Radiographers
- Technologists
- Technicians
- Radiology nurses
- Medical physicists
- Radio chemists and radio pharmacists
- Scientists working in all aspects of molecular imaging
- Neurologists
- ER physicians
- IR nurses
- Surgical specialists
- Medical students



# PROGRAMME AT A GLANCE

## PROGRAMME AT A GLANCE

The conference conducted a **3-day program** covering a rich and high-quality scientific content with a total of **3 parallel main tracks** and **1 workshop room**, which included all the **Scientific sessions**, **Industry symposia** and **hands-on workshops**.

The scientific program was categorized in the following manner:

- Total days of Conference: 3
- Scientific Halls: 4
- Total Lectures: 136
- Workshops Halls: 1
- Scientific workshops: 5
- Total Sessions: 35
- Industry workshops: 4

Day 1 - 19 April 2024				
	Room 1	Room 2	Room 3	Room 4
Session 1 08:30 - 10:30	Chest	Gastrointestinal	Paediatric	Intervention workshop <b>Paid</b>
10:30 - 11:00 Coffee Break				
11:00 - 12:30 Opening ceremony				
Industry Symposium 12:30 - 13:00			Symposium #1	
13:00 - 14:15 Friday Prayer & Lunch Break				
Session 2 14:15 - 15:45	Artificial Intelligence in oncology imaging	Interventional Radiology	Female imaging (Gynae)	Oral presentations
15:45 - 16:00 Coffee Break				
Session 3 16:00 - 17:30	Artificial Intelligence in oncology imaging	Interventional Radiology	Neuro	Oral presentations
Day 2 - 20 April 2024				
Session 1 08:30 - 10:30	Head & neck	Female imaging (Gynae)	Gastrointestinal	Neuroradiology Workshop <b>Paid</b>
10:30 - 11:00 Coffee Break				
Session 2 11:00 - 12:30	Head & neck	Female imaging (Gynae)	Gastrointestinal	Paediatrics Workshop <b>FREE</b>
Industry Symposium 12:30 - 13:00		Symposium #2	Symposium #3	
13:00 - 14:00 Lunch Break				
Session 3 14:00 - 15:30	Musculoskeletal Radiology	Genitourinary	Paediatric	Interventional Radiology (IR) Workshop <b>Paid</b>
15:30 - 16:00 Coffee Break				
Session 4 16:00 - 17:30	Musculoskeletal Radiology	Genitourinary	Paediatric	Interventional Radiology (IR) Workshop (contd.) <b>Paid</b>
Day 3 - 21 April 2024				
Session 1 08:30 - 10:30	Female imaging (Breast)	Gastrointestinal	Chest	Genitourinary (GU) Workshop <b>Paid</b>
10:30 - 11:00 Coffee Break				
Session 2 11:00 - 12:30	Female imaging (Breast)	Oncology imaging (national screening programmes)	Chest	Gastrointestinal (GI) Workshops <b>FREE</b>
Industry Symposium 12:30 - 13:00		Symposium #4	Symposium #5	
13:00 - 14:00 Lunch Break				
Session 3 14:00 - 15:30	Musculoskeletal Radiology	Oncology imaging (my MDT work)	Neuro	Head and neck Workshop <b>Paid</b>
15:30 - 16:00 Coffee Break				
Session 4 16:00 - 17:30	Genitourinary	Oncology imaging (imaging services worldwide – differences and similarities, lessons to learn)	Neuro	
Closing ceremony				

# SCIENTIFIC PROGRAMME

## PROGRAMME

19 April 2024

Room 1 Al Baraha 1	Room 2 Al Baraha 2	Room 3 Al Baraha 3	Room 4 Workshops Al Noor 2	Room 5 Al Noor 1
<b>Chest</b>	<b>Gastrointestinal</b>	<b>Paediatrics</b>	<b>WORKSHOP</b>	<b>Industry Workshops</b>
Session 1: Thoracic Imaging in Oncology Moderators: Annette Johnstone, Joseph Barnett	Session 4: Acute Abdomen Moderators: Usama AlBastaki, Andrew Lowe	Session 7: Moderators: Joanna Kasznia-Brown, Kushaljit Singh Sodhi	Intervention workshop <b>Paid</b>	
08:30 - 09:00 Beyond the PA CXR Seung-Jin Choi	08:30 - 09:00 COMMON PROBLEMS: getting it right Diverticulitis/ appendicitis/ cholecystitis Andrew Lowe	08:30 - 09:00 Optimizing imaging protocols in paediatric oncology: recent updates Tejas Kapadia	Embolisation and RFA Jon Bell	
09:00 - 09:30 Imaging and Interventions in lung cancer Kauran Das	09:00 - 09:25 Bowel ischaemia and closed loop obstruction Hannah Lambie	09:00 - 09:30 Whole body MRI – initial diagnosis, staging and surveillance pathways Joanna Kasznia-Brown		
09:30 - 10:00 Post SABR Imaging Ben Holloway	09:25 - 09:50 Adrenal Imaging Andrew Lowe	09:30 - 10:00 Chest MRI in paediatric radiology – current advances and challenges Kushaljit Singh Sodhi		09:30 - 10:30 MR Prostate imaging - clinical highlights Subin Kottayi
10:00 - 10:30 Solitary Pulmonary Nodule Lutfi Kurban	09:50 - 10:10 How to handle splenic lesions Andrew Lowe	10:00 - 10:30 Interventional radiology in treatment of paediatric tumours Yahya Al Brashdi		
	10:10 - 10:30 Upper GI Emergencies Hannah Lambie			
10:30 - 11:00 Coffee Break				
11:00 - 11:45				
11:45 - 12:30				
12:30 - 13:00				
13:00 - 14:15 Friday prayer & lunch break				
<b>Artificial Intelligence in oncology imaging</b>	<b>Female imaging (Gynae)</b>	<b>Interventional Radiology</b>	<b>ORAL PRESENTATIONS</b>	
Session 2: Moderators: Katharine Halliday, Abdulla Alremaithi	Session 5: Benign gynaecology Moderators: Faye Cuthbert and Rebecca Wiles	Session 8: Moderators: Raman Uberoi, Robert Morgan	Session 10: Podium abstracts Jury: Ramy Mansour, Talib Almansoori	
14:15 - 15:35	14:15 - 14:25 Clinical randomics: myth or reality? Dow-Mu Koh	14:15 - 14:25 Advances and future innovations in IR oncology Tze Wah	14:15 - 14:25 AN ALTERNATIVE TO DYNAMIC CONTRAST STUDY IN EVALUATING DISEASE ACTIVITY IN CROHNS DISEASE: ROLE OF DIFFUSION AND REVIEW OF LITERATURE suvarna dhake	
14:25 - 14:45 Where are we with AI in UK? Katharine Halliday	14:25 - 14:45 Endometriosis Faye Cuthbert	14:25 - 14:45 HCC- updates on the latest endovascular treatment paradigm Riad Alchanaan	14:25 - 14:35 Assessment of the impact of a novel tutorial with augmented reality and radiology integration on undergraduate pathology teaching Niall Gray	
14:45 - 15:05 The European Union's Artificial Intelligence Act - a radiologist perspective Joseph Barnett	14:45 - 15:05 Fibroids Nishat Bharwani	14:45 - 15:05 Thermal Ablation of Thyroid Goiter: Say goodbye to thyroid surgery Jamal Al koteesh	14:35 - 14:45 CAN WE RELY ON ARTIFICIAL INTELLIGENCE IN CLASSIFYING BREAST LESIONS USING CONTRAST MAMMOGRAPHY ? Maha Helal	
15:05 - 15:25 Implementation of Artificial Intelligence in UK Amrita Kumar	15:05 - 15:25 Acute gynae Rebecca Wiles	15:05 - 15:25 Management of Oligometastatic Disease- The IO Perspective Tze Wah	14:45 - 14:55 CLINICO-RADIOLOGICAL FEATURES AND SEVERITY MARKERS OF MULTISYSTEM INFLAMMATORY SYNDROME IN CHILDREN (MISC), A STUDY FROM A TERTIARY CARE CENTER IN THE UNITED ARAB EMIRATES. Abdulrahman Ali	
15:25 - 15:35 Q&A	15:25 - 15:35 Q&A	15:25 - 15:35 Q&A	14:55 - 15:05 Comparing the predictive precision of MRI radiologic and laparoscopic peritoneal carcinomatosis index assessment for surgical prognosis: Sudhir Kale	
			15:05 - 15:15 DOSE REDUCTION IN CHEST CT SCREENING USING ITERATIVE RECONSTRUCTION ALGORITHM Safa Dastras	
			15:15 - 15:25 Establishing a new multiple myeloma (MM) pathway Priya Suresh	
			15:25 - 15:35 EVALUATION OF SHEAR WAVE ELASTOGRAPHY IN DETERMINING THE AGE OF THROMBUS IN HAEMODIALYSIS PATIENT WITH ARTERIOVENOUS FISTULA AND ARTERIOVENOUS GRAFT Melika Bankipourfard	
15:35 - 16:00 Coffee Break				

# SCIENTIFIC PROGRAMME




## PROGRAMME

Room 1 Al Baraha 1	Room 2 Al Baraha 2	Room 3 Al Baraha 3	Room 4 Workshops Al Noor	Room 5 Al Noor 1
<b>Artificial Intelligence in oncology imaging</b>	<b>Neuro</b>	<b>Interventional Radiology</b>	<b>ORAL PRESENTATIONS</b>	<b>Industry Workshops</b>
<b>Session 3:</b> 16:00 - 17:30 Moderators: Stephen Harden, Usama Albastaki	<b>Session 6: CNS Tumours</b> Moderators: Daniel Birchall, Salman Qureshi	<b>Session 9:</b> Moderators: Tze Wah, Jon Bell	<b>Session 11: Podium abstracts</b> Jury: Ramy Mansour, Talib Almansoori	16:00 - 17:00 MSK Workshop
16:00 - 16:20 Radiology transformed: AFRA's vision for an empowered radiology future: exploring collaborative pathways from Africa to Asia Dina Huseiniy Salama	16:00 - 16:25 Brain Tumour Mimics Mudassara Munir	16:00 - 16:20 SVC stenting in benign and Malignant disease Raman Uberoi	16:00 - 16:10 GUIDELINE GAPS: NAVIGATING BLADDER CANCER IMAGING COMPLIANCE IN A TERTIARY TEACHING HOSPITAL Bilal Ibrahim	
16:20 - 16:40 Artificial intelligence in breast imaging Amrita Kumar	16:25 - 16:55 Classification of Pituitary Lesions Ian Craven	16:20 - 16:40 Drug eluting technologies in PAD Robert Morgan	16:10 - 16:20 HYBRID IMAGING IN PEDIATRIC ONCOLOGY Mahmoud Rezk Aly	
16:40 - 17:00 Dubai Health Experience of using AI to detect pulmonary nodule on chest x-ray Mohammad Okasha, Zainab Albloushi	16:55 - 17:20 Unlocking Neurosurgical Precision: Free AI Software for White Matter Tracking Mohammad Asif Dogar	16:40 - 17:00 Endoleak management following EVAR and TEVAR Robert Morgan	16:20 - 16:30 MRI dynamic perfusion curves - a problem solving tool in sonographically ambiguous ovarian lesions: Sudhir Kale	
17:00 - 17:20 Artificial intelligence in MSK imaging Vijay Papineni	17:20-17:30 Q&A	17:00 - 17:20 Fibroid embolisation and Adenomyosis Raman Uberoi	16:30 - 16:40 MULTIMEDIA-ENHANCED RADIOLOGY REPORT (MERR) DEVELOPMENT: APPLICATIONS AND CHALLENGES Buthaina Al Balushi	
17:20 - 17:30 Q&A		17:20 - 17:30 Q&A	16:40 - 16:50 RADIATION-INDUCED CAROTID ARTERY STENOSIS IN HEAD AND NECK CANCER: A DUPLEX SONOGRAPHY STUDY DIANA GEORGE	
			16:50 - 17:00 THE EVOLVING ROLE OF IMAGING IN PREDICTING DIABETES. FLIP-GD2 PILOT STUDY UNVEILS INSIGHTS FOR GESTATIONAL DIABETICS Tara Al-Rubayee	
			17:00 - 17:10 The role of Ventilation/Perfusion SPECT/CT lung lobar quantification in surgical decision-making in lung cancer patients Safia Rehman	
			17:10 - 17:20 USE OF AI SOFTWARE FOR THE DELIVERY OF A MECHANICAL THROMBECTOMY SERVICE AT A NATIONAL CENTRE Saif Khan	
			17:20 - 17:30 VESSEL WALL MAGNETIC RESONANCE IMAGING AS A FOLLOW UP TOOL FOR LONG-TERM ASSESSMENT OF TREATED BRAIN ANEURYSMS Noor Badrawi	
17:30	End of Day 1			

# SCIENTIFIC PROGRAMME



## PROGRAMME

20 April 2024

Room 1 Al Baraha 1	Room 2 Al Baraha 2	Room 3 Al Baraha 3	Room 4 Workshops Al Noor	Room 5 Al Noor 1
<b>Head &amp; Neck</b> Session 12: Neck compartmental anatomy and pathology (Joint session with BSHNI) 08:30 - 10:30 Moderators: Ravi Lingam, Salman Qureshi	<b>Female imaging (Gynae)</b> Session 16: An update in gynae oncology Moderators: Rebecca Wiles & Nishat Bharwani	<b>Gastrointestinal</b> Session 20: ANORECTAL DISEASE: what's tricky? Moderators: Waleed Elsharkawy, Rania Soued	<b>WORKSHOP</b> Neuroradiology Workshop <b>Paid</b>	<b>Industry Workshops</b>
08:30 - 08:50 Neck Space Anatomy Ram Vaidhyanath	08:30 - 08:50 Endometrial cancer Faye Cuthbert	08:30 - 09:00 Rectal cancer staging Andrew Lowe	Neurovascular imaging: Interesting neurovascular cases Vartan Balan	
08:50 - 09:10 Salivary gland pathology Gitta Madani	08:50 - 09:10 Cervical cancer Nishat Bharwani	09:00 - 09:30 Anal cancer staging Hannah Lambie		
09:10 - 09:30 Oral cavity masticator space pathology Tim Beale	09:10 - 09:30 Vulva cancer Faye Cuthbert	09:30 - 10:00 Assessing disease response Hannah Lambie		
09:30 - 09:50 Pharyngeal Mucosal Space pathology Amal Saleh	09:30 - 10:00 Adnexal mass characterisation - O-RADS for US and MRI Rebecca Wiles	10:00 - 10:30 Peri-anal fistula disease: How I report them Andrew Lowe		09:00 - 10:30 MR Prostate imaging - clinical highlights Subin Kottayi
09:50 - 10:05 Neck space case based review 1 Gillian Potter	10:00 - 10:30 Ovarian cancer spread/staging/differentials Nishat Bharwani			
10:05 - 10:20 Neck space case based review 2 Varsha Joshi				
10:20 - 10:30 Q&A				
10:30 - 11:00 Coffee Break				
<b>Head &amp; Neck</b> Session 13: Imaging for Neck and Skull base emergencies (Joint session with BSHNI) 11:00 - 12:30 Moderators: Ram Vaidhyanath, Amal Saleh	<b>Female imaging (Gynae)</b> Session 17: Case based MDM Session Moderators: Faye Cuthbert, Rebecca Wiles, Nishat Bharwani	<b>Gastrointestinal</b> Session 21: Colorectal MDT Moderators: Andrew Lowe, Hannah Lambie	<b>WORKSHOP</b> Paediatric Workshop <b>FREE</b>	11:00 - 12:30 MSK Workshop
11:00 - 11:20 Neck space infection Ravi Lingam	11:00 - 12:30 With cases for discussion to illustrate the case mix on the gynae MDM (benign/malignant - for discussion) Faye Cuthbert, Nishat Bharwani, Rebecca Wiles	11:00 - 11:20 What the surgeon needs to know from the radiology report of colon cancer Omar Almarzouqi/Kaltar Das	Challenging cases in paediatric radiology Learning a paediatric way - benign, malignant or tumour mimics? Amna Kashgari, Ajay DeSouza, Yahya Al Breshdi	
11:20 - 11:40 Facial trauma Salman Qureshi		11:20 - 11:30 RECTAL Case 1: early cancer for EMR/ TAMIS/ good responder for Watch and Wait Andrew Lowe		
11:40 - 12:00 Skull base emergencies Gillian Potter		11:30 - 11:40 RECTAL Case 2: no high risk features; Straight to surgery Andrew Lowe, Hannah Lambie		
12:00 - 12:15 Neck trauma case based review: Cranio-cervical Junction Sameer Raniga		11:40 - 11:50 RECTAL Case 3: Mod risk Early T3 Nodal disease: short course Andrew Lowe, Hannah Lambie		
12:15 - 12:30 Neck trauma case based review 2 Ayman El Sayed		11:50 - 12:00 RECTAL Case 4: High risk extensive T3/ CRM threatened. EMVI etc ? Long course Andrew Lowe, Hannah Lambie		
		12:00 - 12:10 RECTAL Case 5: low tumour/ involvement of Levators/ other organs : consideration of ELAPE/ exenteration Andrew Lowe, Hannah Lambie		
		12:10 - 12:20 RECTAL Case 6: Low rectal Tu : SCC versus Adeno Andrew Lowe, Hannah Lambie		
		12:20 - 12:30 Q&A		
		12:30 - 13:00 Industry Symposium 3 (Non CME accredited) Enterprise Imaging and AI in Medical Imaging Anjum Ahmed		
		 		

# SCIENTIFIC PROGRAMME

## PROGRAMME

Room 1 Al Baraha 1	Room 2 Al Baraha 2	Room 3 Al Baraha 3	Room 4 Workshops Al Noor	Room 5 Al Noor 1
13:00 - 14:00 Lunch Break				
<b>Musculoskeletal Radiology</b>	<b>Genitourinary</b>	<b>Paediatrics</b>	<b>WORKSHOP</b>	<b>Industry Workshops</b>  14:30 - 16:00 Practical AI - Best Practices and Lessons Learned from Global AI Implementations Anjum Ahmed   
Session 14: MSK Tumours 14:00 - 15:30 Moderators: Rashid Al-Sharhan, Varaprasad Vemuri	Session 18: The Renal MDT Moderators: Harry Bardgett, Tarek El-Diasty	Session 22: Moderators: Amna Kashgari, Tejas Kapadia	Interventional Radiology Workshop Paid	
14:00 - 14:15 Soft tissue lesions - what to excise, biopsy or leave alone Radhesh Lalam	14:00 - 14:25 The MDT management of small solid renal masses Tarek El-Diasty	14:00 - 14:20 Unusual brain tumours – challenging diagnosis Amna Kashgari	- Ablation techniques Tze Wah	
14:15 - 14:30 Lipomatous tumours - the good, the not so bad and the ugly! Harun Gupta, Ankit Anil Tandon	14:25 - 14:50 The MDT management of ≥T3a renal cell carcinoma Harry Bardgett	14:20 - 14:40 Head and neck tumours in neonates Shyam Mohan		
14:30 - 14:45 Surface lesions of the bone Varaprasad Vemuri	14:50 - 15:15 The MDT management of suspected UT TCC Tarek El-Diasty	14:40 - 15:00 Paediatric mediastinal tumours Kushajit Singh Sodhi		
14:45 - 15:00 Ultrasound biopsy technique in soft tissue tumours - DOs and DONTs Radhesh Lalam	15:15 - 15:30 Q&A	15:00 - 15:20 Imaging updates for paediatric soft tissue sarcoma Tejas Kapadia		
15:00 - 15:15 Respecting compartmental anatomy during bone Biopsy Violeta Vasilevska Nikodinovska		15:20 - 15:30 Q&A		
15:15 - 15:30 Whole-Body Imaging of Multiple Myeloma: Diagnostic Criteria Priya Suresh				
15:30 - 16:00 Coffee Break				
<b>Musculoskeletal Radiology</b>	<b>Genitourinary</b>	<b>Paediatrics</b>	<b>WORKSHOP</b>	
Session 15: Spine 16:00 - 17:30 Moderators: Aliya Al-Barwani, Ankit Tandon	Session 19: The Prostate MDT Moderators: Balraj Dhesi, Haytham Shebel	Session 23: Moderators: Shyam Mohan, Yahya Al Brashdi	Interventional Radiology Workshop (contd.)	
16:00 - 16:15 Causes of spinal pain in children and adolescents Raj Chari	16:00 - 16:25 The perfect approach to a raised PSA Balraj Dhesi	16:00 - 16:20 Paediatric liver tumours – what radiologist need to know Kushajit Singh Sodhi	- Ablation techniques Tze Wah	
16:15 - 16:30 When is infection NOT an infection Radhesh Lalam	16:25 - 16:50 The MDT management of local advanced and metastatic prostate cancer Haytham Shebel	16:20 - 16:40 Unusual abdominal tumours - challenging cases Amna Kashgari		
16:30 - 16:45 Common misses in Spine Harun Gupta	16:50 - 17:15 Complications post radical treatment of prostate cancer Atif Khan	16:40 - 17:00 Neuroblastoma – a disease with many faces Ajay Dsouza		
16:45 - 17:00 Differentiation of benign vs malignant vertebral fractures on MRI Raj Chari	17:15-17:40 The beginning and end of prostate cancer – MDT management of active surveillance and PSA relapse Balraj Dhesi	17:00 - 17:20 Imaging of post stem cell transplant complications in children' Tejas Kapadia		
17:00 - 17:15 Many faces of spinal haemangioma Ramy Mansour	17:40 - 18:00 Q&A	17:20 - 17:30 Q&A		
17:15 - 17:30 Image-guided spinal intervention : Current state of affairs David McKean				
17:30 End of Day 2				

[www.RCRGlobalConference.com](http://www.RCRGlobalConference.com)

# SCIENTIFIC PROGRAMME


## PROGRAMME

21 April 2024

Room 1 Al Baraha 1	Room 2 Al Baraha 2	Room 3 Al Baraha 3	Room 4 Workshops Al Noor	Room 5 Al Noor 1
<b>Female imaging (Breast)</b>	<b>Chest</b>	<b>Gastrointestinal</b>	<b>WORKSHOP</b>	<b>Industry Workshops</b>
08:30 - 10:30 Session 24: Conventional Breast Imaging Moderator: Sarah McWilliams, Mamatha Reddy	Session 28: Lung cancer Screening Moderators: Annette Johnstone, Joseph Barnett	Session 32: Learning lessons in GI Radiology. One case : three lessons Moderators: Sudeep Roplekar, Hossameldin Kotb	Genitourinary (GU) Workshop (PAID) Paid	
08:30 - 08:55 Duty of candour and interval cancers Mamatha Reddy	08:30 - 09:00 Lung Cancer pathways in the UK Seung-Jin Choi / Ben Holloway / Joseph Barnett	08:30 - 08:55 Unusual Encounters in GI Radiology Mahesh Kumar Neelala Anand	mpMRI prostate Balraj Dhesi / Atif Khan / Tarek ElDiasty Haytham Shebel	
08:55 - 09:15 Unexpected imaging and B3 Yee Ting Sim	09:00 - 09:30 Endobronchial Ultrasound Guided Needle Aspiration Biopsy (EBUS-TBNA) and Esophageal Ultrasound Guided Biopsy EUS/B in staging of lung cancer Goran Nadir Salih	08:55-9:20 Role Of Imaging in Bariatric Surgery Navin Kumar		
09:15 - 09:40 Imaging the reconstructed sand cosmetic breast implants Sarah McWilliams	09:30 - 09:50 Interesting / difficult oncology cases in UK Seung-Jin Choi	09:20-09:45 Cytsc lesion of the Liver Abdulsamad Punekar		
09:40 - 10:05 Image guided biopsy and localisation techniques Sarah McWilliams	09:50 - 10:10 Interesting / difficult oncology cases in UAE UAE	09:45 - 10:05 Use of endoscopic ultrasound in diagnosing pancreatic cancer Khaled Bamakhrama		
10:05 - 10:25 Case studies Mamatha Reddy	10:10 - 10:30 Q&A	10:05 - 10:25 Living liver donor pretransplant imaging assessment - expectations and challenges Ahmed Alkindi		
10:25 - 10:30 Panel Discussion All		10:25 - 10:30 Q&A		
10:30 - 11:00 Coffee Break				
<b>Female imaging (Breast)</b>	<b>Chest</b>	<b>Oncology imaging</b>	<b>WORKSHOP</b>	
11:00 - 12:30 Session 25: Breast MRI Moderators: Dr. Sarah McWilliams, Dr. Mamatha Reddy	Session 29: Management of Lung Cancer Moderators : Lamia Jamjoom, Ben Holloway	Session 33: MDT concept in oncology imaging and treatment Moderators : Emad S Naguib, Joanna Kasznia-Brown		
11:00 - 11:30 MRI and How to do it Mamatha Reddy	11:00 - 11:20 Lung cancer Screening in the UK - The current State of play Annette Johnstone	11:00 - 11:25 Radiologist perspective Stephen Harden		
11:30 - 12:00 Very high-risk screening, Fast MRI DWI and CESM Sarah McWilliams	11:20 - 11:40 Lung cancer Screening in Practice - The power of data Joseph Barnett	11:25 - 11:50 Oncologist perspective Tom Roques		
12:00 - 12:30 Second look US Sarah McWilliams	11:40 - 12:10 REALM meeting and difficult cases: experiences from a Lung Cancer Screening programme Annette Johnstone / Seung-Jin Choi / Joseph Barnett	11:50 - 12:15 Clinician perspective TBC		
	12:10 - 12:30 Q&A	12:15 - 12:30 Open forum discusssion Stephen Harden, Tom Rigues, Salman Qureshi, Ramy Mansour, Daniel Birchall		
	12:30 - 13:00 Industry Symposium 4 (Non CME accredited)	12:30 - 13:00 Industry Symposium 5 (Non CME accredited)		

# SCIENTIFIC PROGRAMME

## PROGRAMME

Room 1 Al Baraha 1	Room 2 Al Baraha 2	Room 3 Al Baraha 3	Room 4 Workshops Al Noor	Room 5 Al Noor 1
13:00 - 14:00 Lunch Break				
<b>Musculoskeletal Radiology</b>	<b>Neuro</b>	<b>Oncology imaging</b>	<b>WORKSHOP</b>	<b>Industry Workshops</b>
<b>Session 26:</b> Moderators: Asad Shah, Vijay Papineni 14:00 - 15:30 Nerve entrapment neuropathies: pinching the diagnosis (case based review) Vijay Papineni 14:15 - 14:30 Meniscal tear: different pattern and variants Rania Zeitoun 14:30 - 14:45 Rotator Interval- Imaging and newer concepts David McKean 14:45 - 15:00 RF ablation for the knee OA Tarek Hijazi 15:00 - 15:15 Radiology training in the UK and MSK fellowship opportunities-an overview. David McKean 15:15 - 15:30 Interactive MSK Radiology Learning: Beyond Books and Journals Abdulla Almaazmi	<b>Session 30: Vascular CNS Imaging</b> Moderators: Talib Almansoori, Lalani Carlton-Jones 14:00 - 14:25 Advanced Techniques in Neurovascular Stroke Imaging Shaikh Sayeed Iqbal 14:25 - 14:50 Management of Carotid Artery Disease Aiman Quateen 14:50 - 15:15 Differential Diagnosis if Intracranial Haemorrhage Ian Craven 15:15 - 15:30 Q&A	<b>Session 34: Imaging services worldwide - differences and similarities, lessons to learn</b> Moderators: Lamia G Jamjoom, Emad S Naguib 14:00 - 14:20 The RCR guidelines on oncology MDT Stephen Harden 14:20 - 14:50 MDT Leadership - what works and what doesn't Tom Roques 14:50 - 15:10 Cross cover to the other side: a primer of radiological-pathological conference Youichi Machida 15:10 - 15:30 Multidisciplinary meetings : focusing on breast cancer Vaishnavi Jeyasinggam	Head and neck workshop Paid - Thyroid Ayman Elsayed	14:30 - 16:00 Practical AI - Best Practices and Lessons Learned from Global AI Implementations Anjum Ahmed 
15:30 - 16:00 Coffee Break				
<b>Genitourinary</b>	<b>Neuro</b>	<b>FANR session</b>		
<b>Session 27: The Bladder MDT</b> Moderators: Atif Khan, Harry Bardgett 16:00 - 17:30 Investigation of haematuria Atif Khan 16:25 - 16:50 The MDT management of non-TCC bladder cancer Tarek El-Diasty 16:50 - 17:15 Complications post radical treatment of bladder cancer Harry Bardgett 17:15 - 17:30 Q&A	<b>Session 31: CNS Pot Pouri</b> Moderators: Manzoor Ahmed, Vartan Bailan 16:00 - 16:25 Investigation and Treatment of CSF Leaks Lalani Carlton-Jones 16:25 - 16:50 Role of PET/CT in Neurodiagnostics Hidayat Ansari 16:50 - 17:15 Primary angitis of CNS: Imaging features and DDx Noura Alraesi 17:15 - 17:30 Q&A	<b>Session 23:</b> Moderators: Usama AlBastaki, Stephen Harden 16:00 - 17:00 Justification and Optimisation in Diagnostic Radiology (by FANR) Mohamed Al Hammadi 17:00 - 17:20 i-Refer - why do we need it? Amanda Wells 17:20 - 17:30 Q&A		
17:30 Closing Ceremony in Room 3				



# SCIENTIFIC PROGRAMME

The 2<sup>nd</sup> RCR Global Radiology Conference in Dubai designed a program with interactive sessions, lectures, parallel streams and dedicated workshops, which included:

- Modern imaging pathways in oncology
- Cancer diagnosis with clinical and pathological correlation
- Staging, follow-up and surveillance pathways
- Functional cancer imaging and biomarkers
- AI in oncology imaging

These sessions were dedicated to setting up cancer imaging services:

- National screening programs
- Examples and the importance of MDT work
- Advances in functional cancer imaging
- Global initiatives in cancer imaging and treatment - the similarities and differences of imaging services worldwide





# ABSTRACTS

A total of **111 abstracts** were received for the 2<sup>nd</sup> RCR Global Radiology Conference in Dubai. From those, 18 abstracts were selected as Oral Presentation while 51 were shortlisted as e-Posters.

After careful review from the Jury, the following were declared as abstract winners:



**e-Poster Winners:**

**Winner: e-Poster Competition**

**Author: Dr. Mahmoud Hashish**

**Submission Title: Role of Radiology in Cosmetic Implants beyond Breast**

**Co-Authors: Georgios Kappsas, Yasmin Giambrone, Sahithi Nishtala**

**Runner-up: e-Poster Competition**

**Author: Dr. Yih Sitoh**

**Submission Title: Cerebral Amyloid Angiopathy-related Inflammation and its Mimics - A Diagnostic Challenge**

**Co-Authors: Navya Sindhu, Wai-Yung Yu**

**Runner-up: e-Poster Competition**

**Author: Dr. Anurag Singh**

**Submission Title: Hystero-Foam sonography (hyfosal) - An innovative radiation free and effective technique for tubal patency testing in an office setting**



# ABSTRACTS



## Oral Presentation Winners:

### Winner: Oral Presentation

Author: *Dr. Tara Al-Rubye*

Submission Title: The evolving role of imaging in predicting diabetes. Flip-gd2 pilot study unveils insights for gestational diabetics

Co-Authors: Christopher Marsh, Ingrid Britton, Fahmy Hanna

### Runner-up: Oral Presentation

Author: *Dr. Buthaina Al Balushi*

Submission Title: Multimedia-enhanced Radiology report (MERR) development: Applications and Challenges

### Runner-up: Oral Presentation

Author: *Dr. Abdulrahman Ali*

Submission Title: Clinico-radiological features and severity markers of multisystem inflammatory syndrome in children (MISC), a study from a tertiary care center in the United Arab Emirates

Co-Authors: Walid Abuhammour, Samuel Ho, Ammar Khamis, Lamis Yavus, Rizwana Popatia



# CLOSING CEREMONY

The closing ceremony was hosted by RCR's Global Partnerships Manager, **Mr. Patrick Courtney**. He expressed the organizers' gratitude to all the stakeholders and participants who contributed to the great success of the event.

A short program was held to announce and award the abstract winners. **Dr. Taleb Mohamed Almansoori**, member of the Scientific & Organizing committee and Jury of the Oral Abstracts, along with **Dr. Stephen Harden**, Vice President of The Royal College of Radiologists handed the certificates to the winning authors who submitted and presented their exemplary research and abstracts.

Apart from the abstract presenters, the floor was also given to the industry partners who participated in the conference and invested their trust and efforts in providing a quality experience to the attendees. **Dr. Abdulla Alremaithi**, President of the Radiology Society of the Emirates, recognized the invaluable contribution of the sponsors and exhibitors alike.

The ceremony culminated with a heartfelt speech from **Dr. Usama Al Bastaki**, Conference Co-chair, who conveyed his appreciation to the attendees, module leads, keynote speakers, faculty members, organizers, and all partners who made significant contributions to end the conference on a high note.



# CLOSING CEREMONY



# SOCIAL PROGRAMMES DURING THE CONFERENCE

- Welcome Reception – 19 April 2024
- Faculty Dinner – 19 April 2024
- Breakfast with the President – 20 April 2024
- Gala Dinner – 20 April 2024

## Welcome Reception – 19 April 2024

The Welcome Reception was held in the exhibition area on the evening of April 19, 2024. The main purpose of this social activity was to provide a platform for the delegates and speakers to network while enjoying the refreshments.



## Faculty Dinner – 19 April 2024

Immediately after the Welcome Reception, all speakers were invited to a "Faculty Dinner" at the Abd El-Wahab Restaurant.



## Breakfast with the President – 20 April 2024

RCR organized a "Breakfast with the President" at the Anise Restaurant in InterContinental where RCR members were invited to dine, meet and greet with **Dr. Katharine Halliday**.



## Gala Dinner – 20 April 2024

The conference hosted a Gala Dinner which was graced by members of the faculty and committee along with their spouses and registered delegates.

The night started with a welcome speech from Dr. Halliday, followed by a live band, whose performance was enjoyed by more than 150 guests at the dinner.

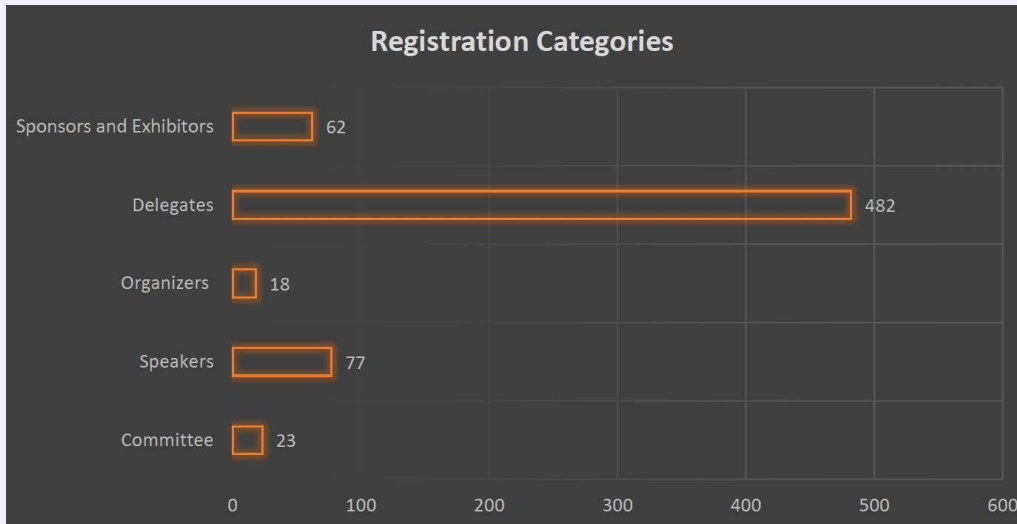




# REGISTRATION OVERVIEW

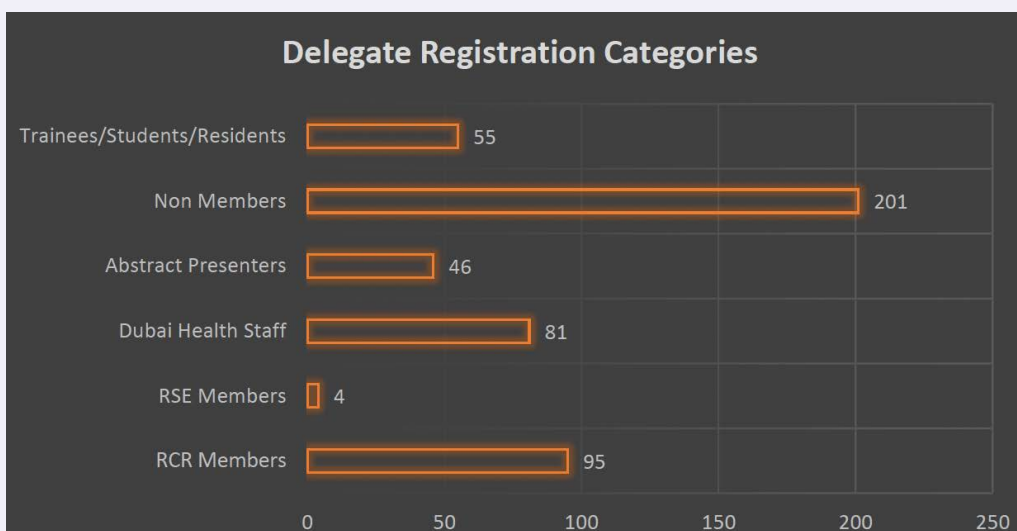
## Registration by Categories

Category	Registrants
Committee	23
Speakers	77
Organizers	18
Delegates	482
Sponsors and Exhibitors	62
<b>Total</b>	<b>662</b>



## Sub-categories of delegate registration

Category	Registrants
RCR Members	95
RSE Members	4
Dubai Health Staff	81
Abstract Presenters	46
Non- Members	201
Trainees/ Students/ Residents	55

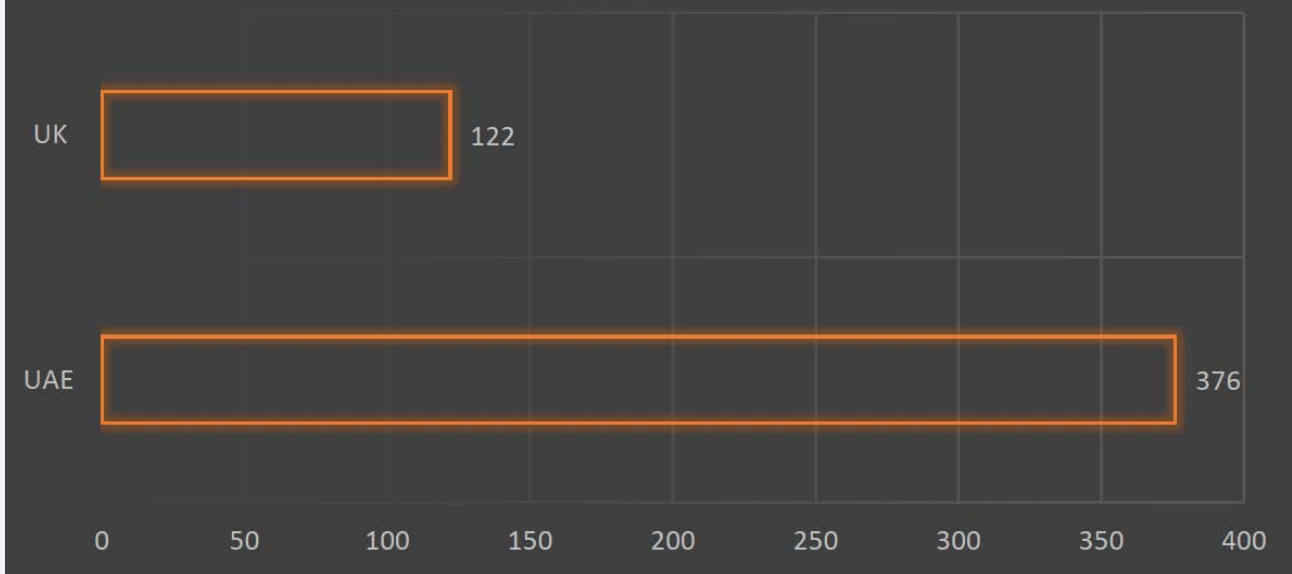




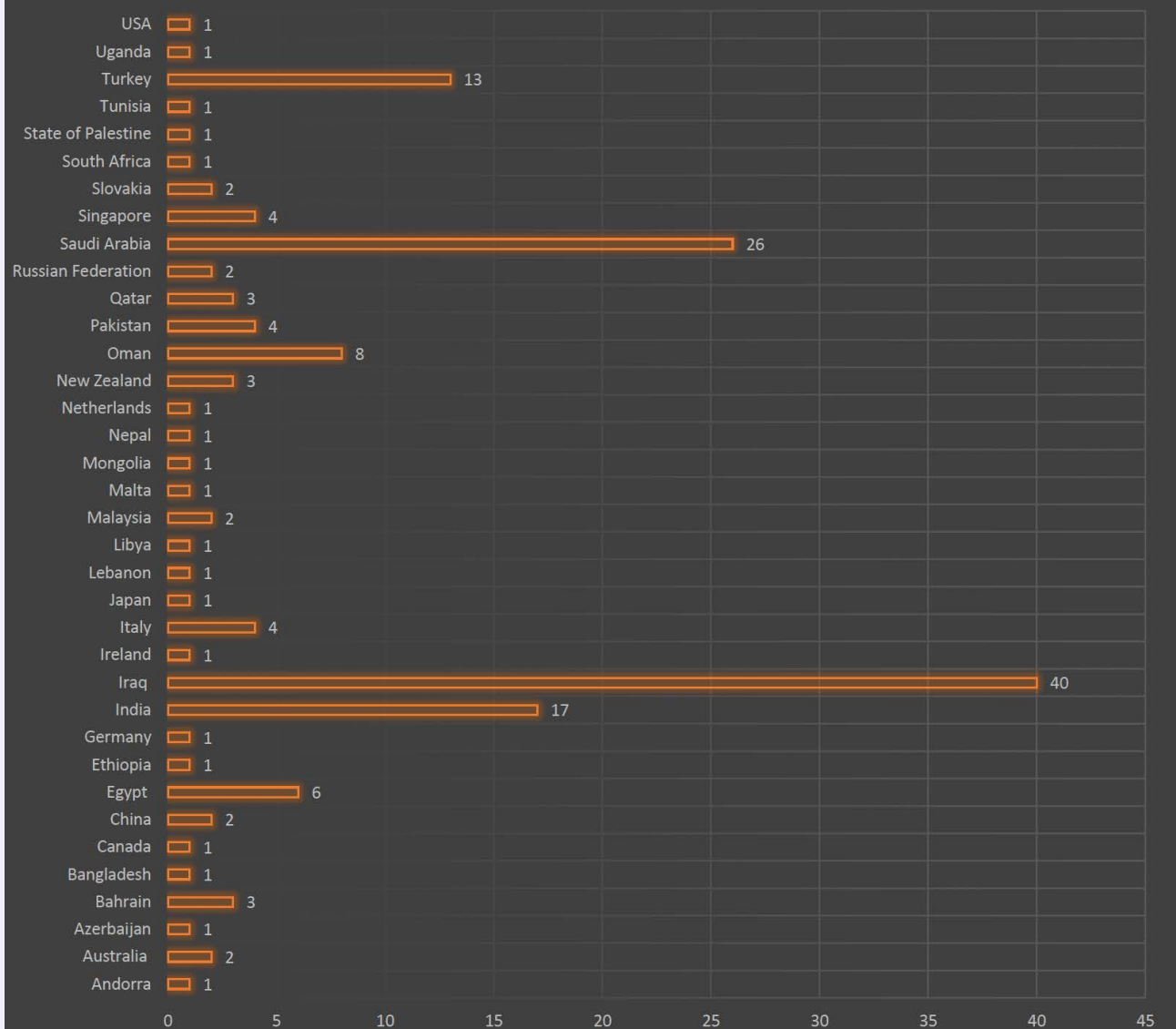
# REGISTRATION OVERVIEW

## Registration by Region & Country

### Registration from Organizing Countries

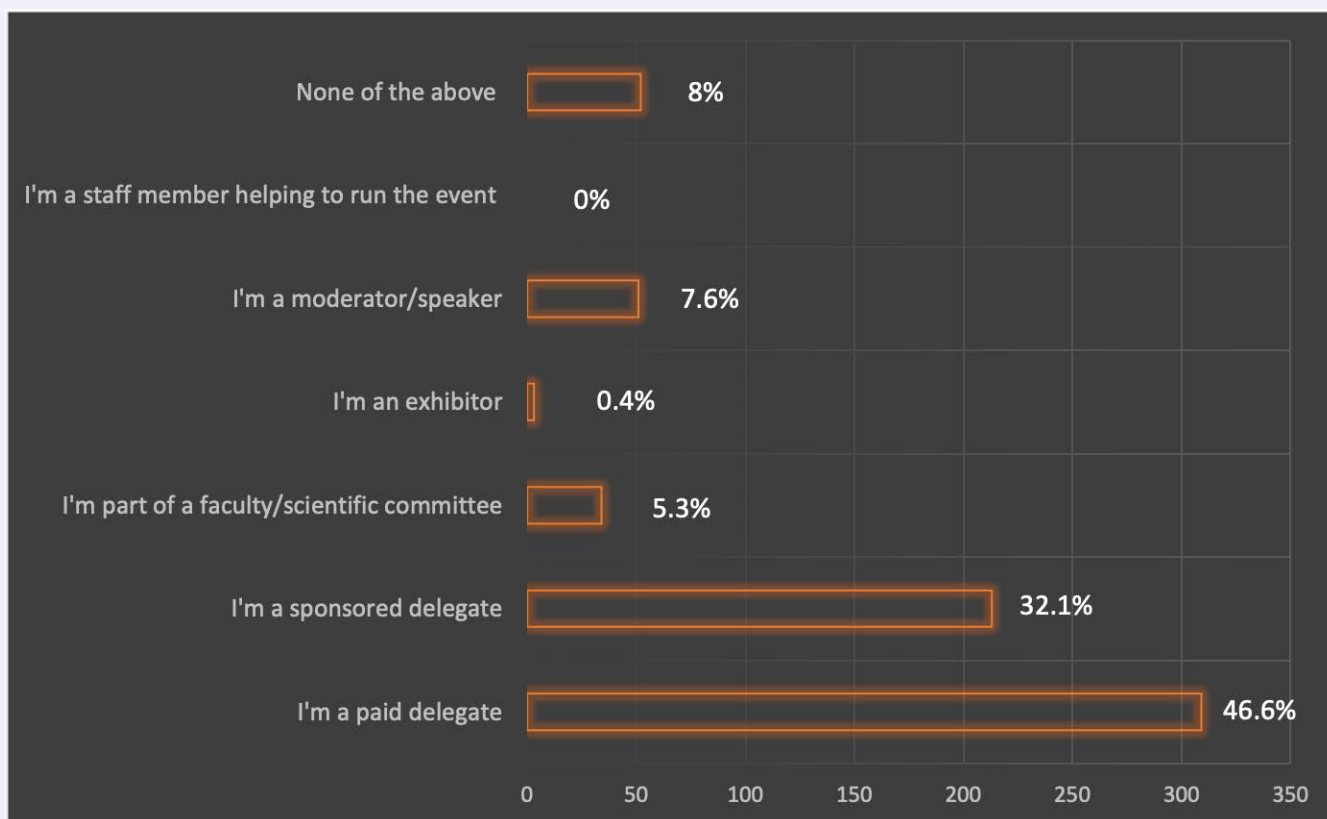


### Registration from Other Countries

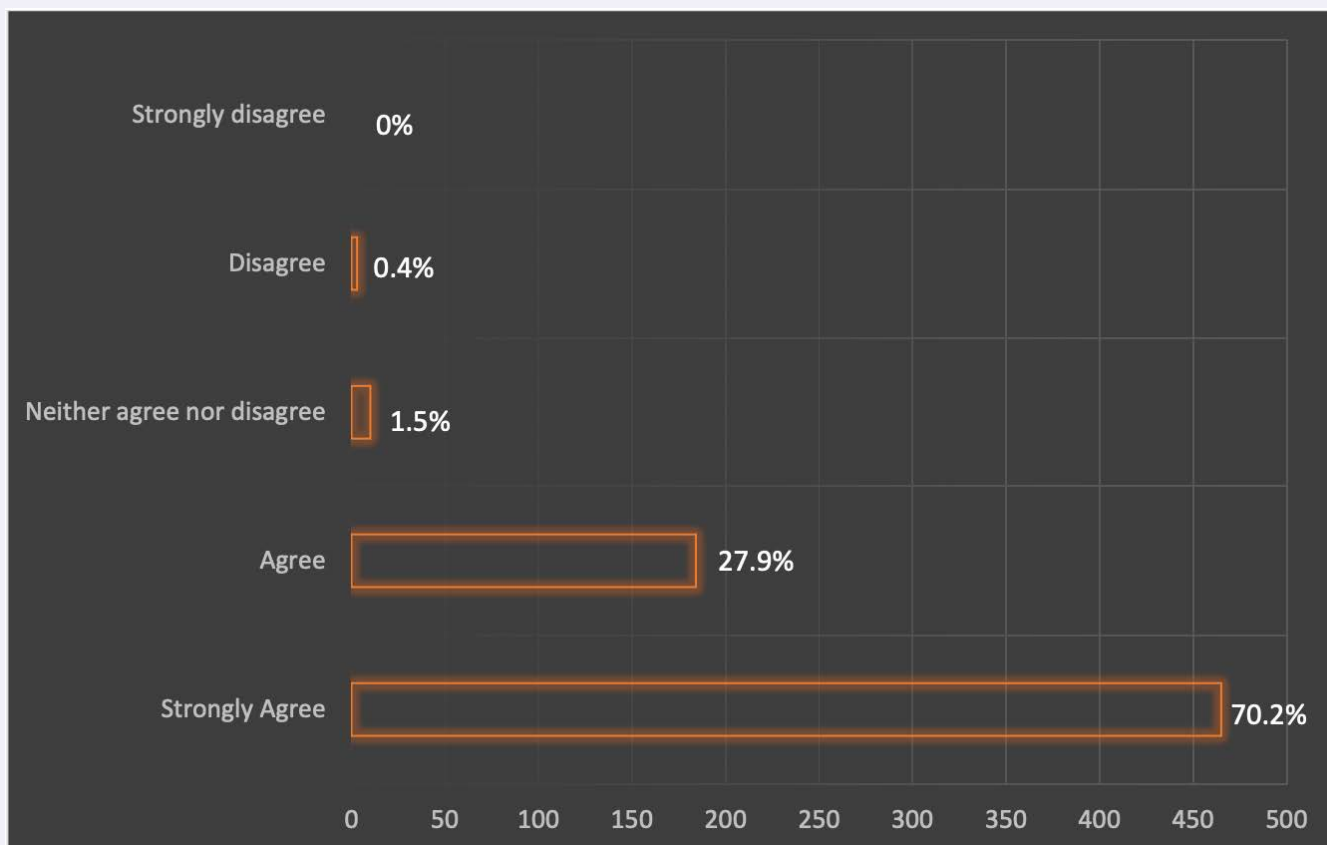


# CONFERENCE EVALUATION

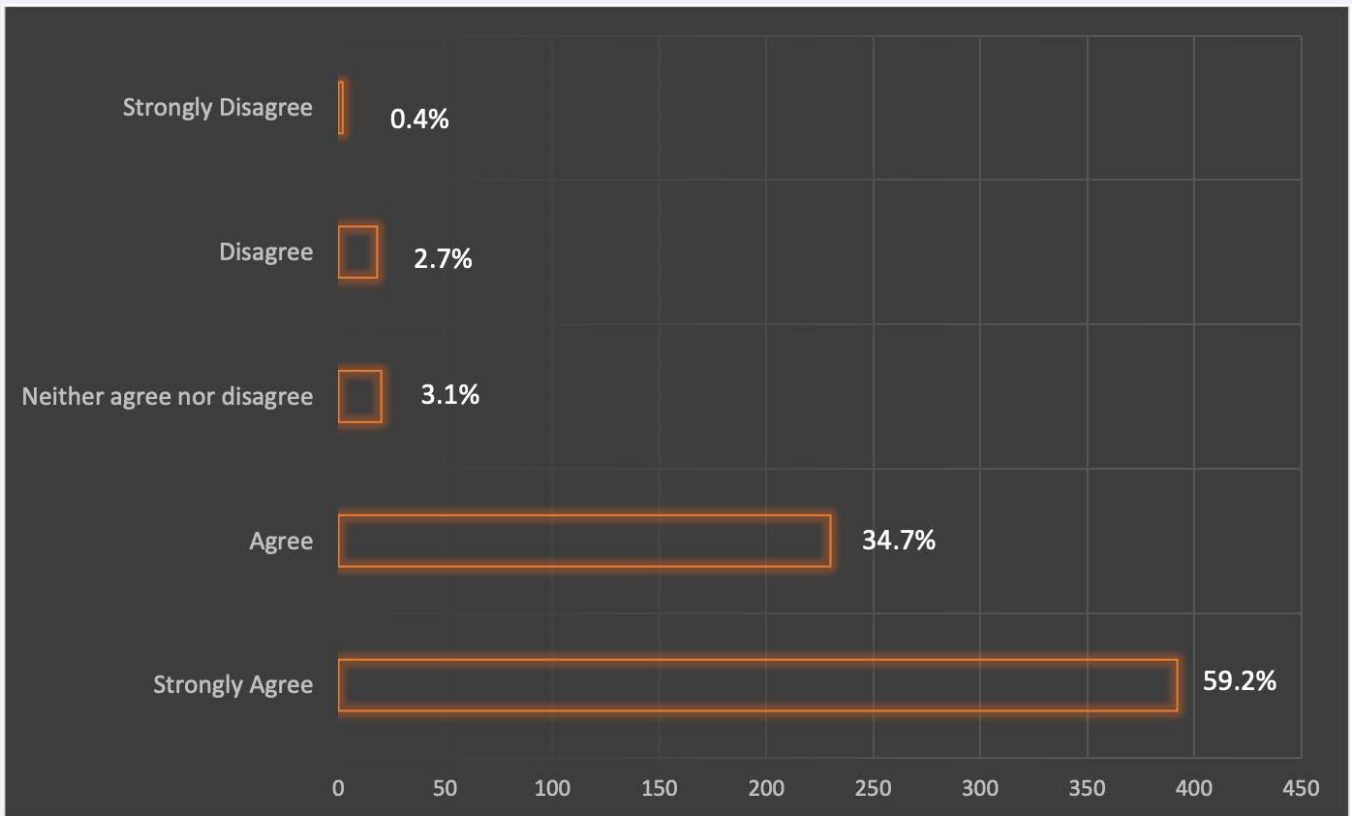
I attended the RCR Global Conference in Dubai as a -



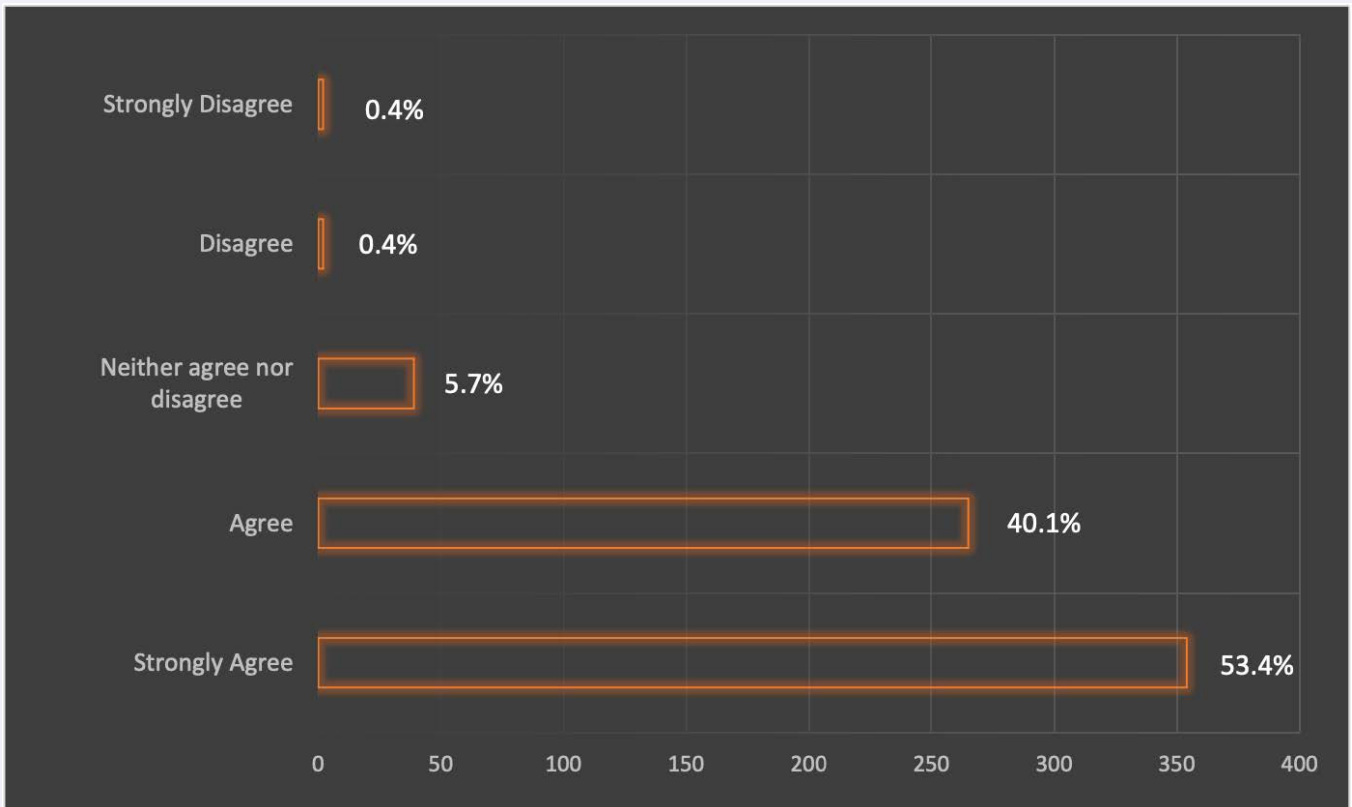
I was satisfied with the venue location



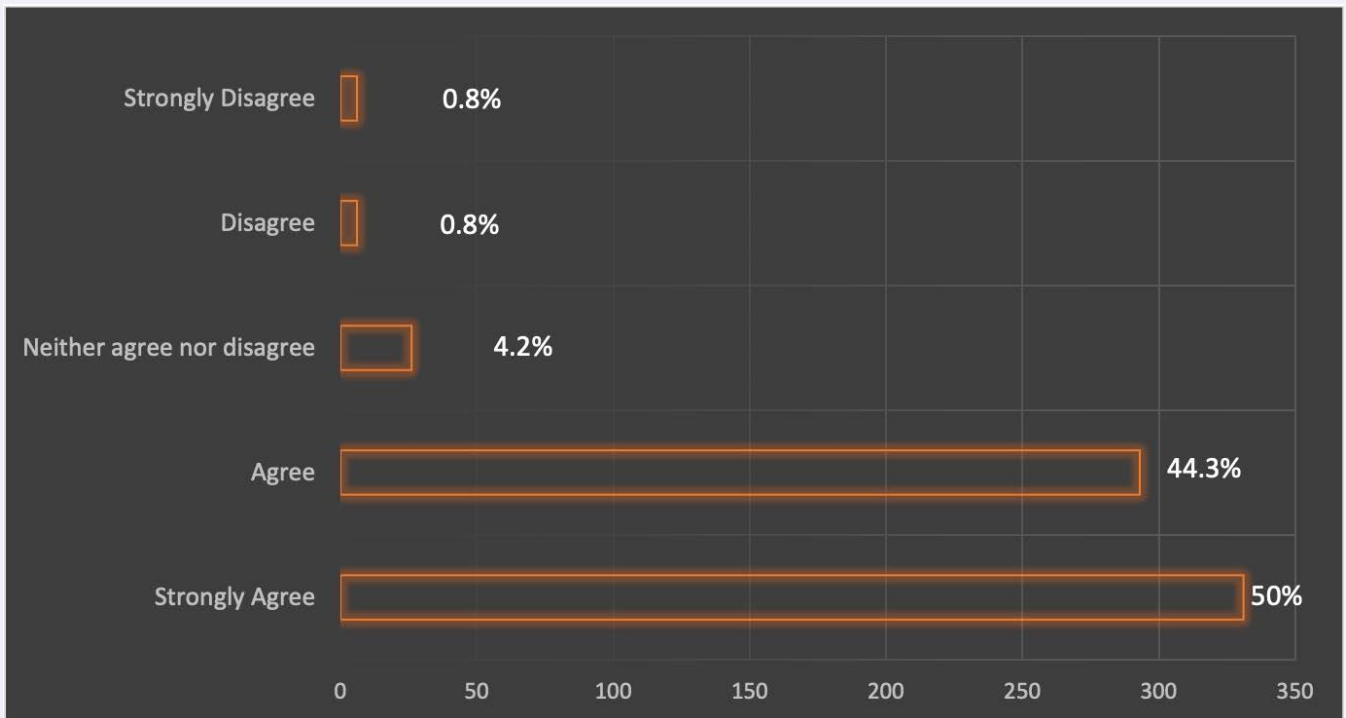
### The event was well-organized



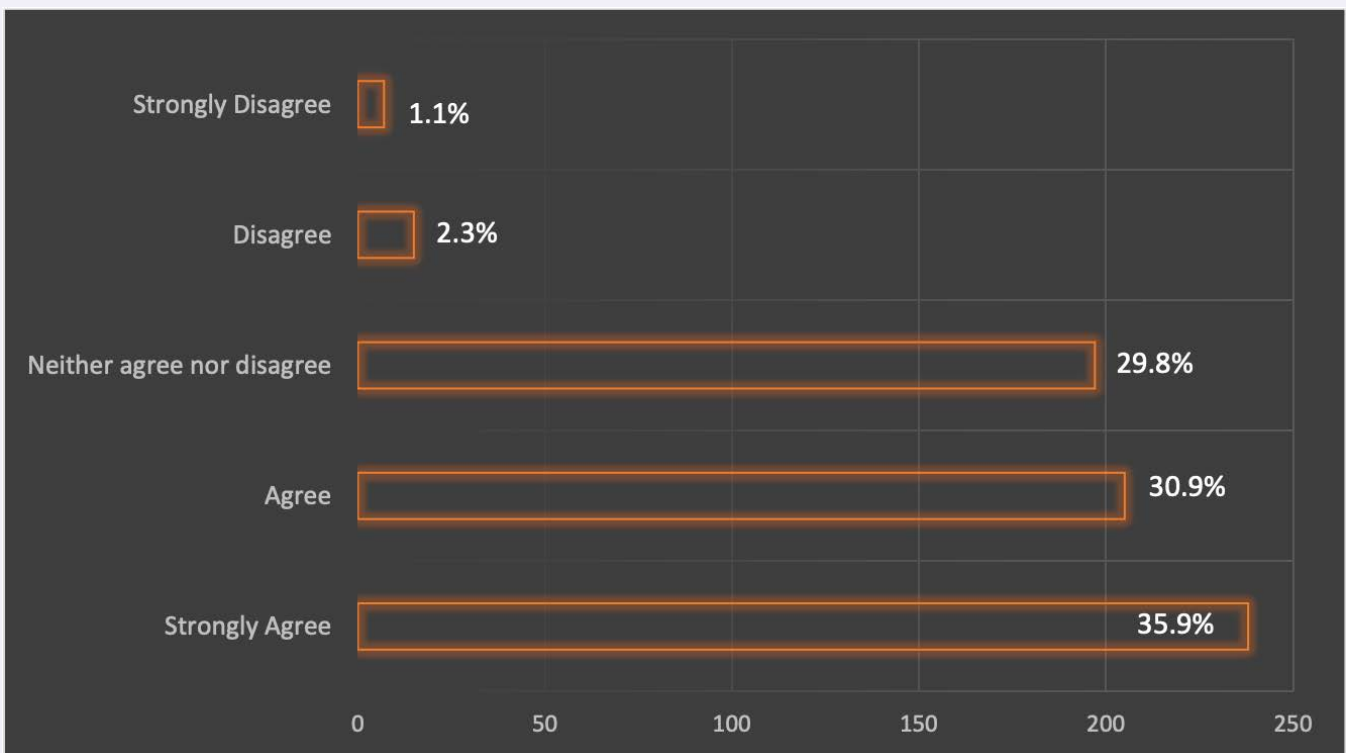
### The event was enjoyable



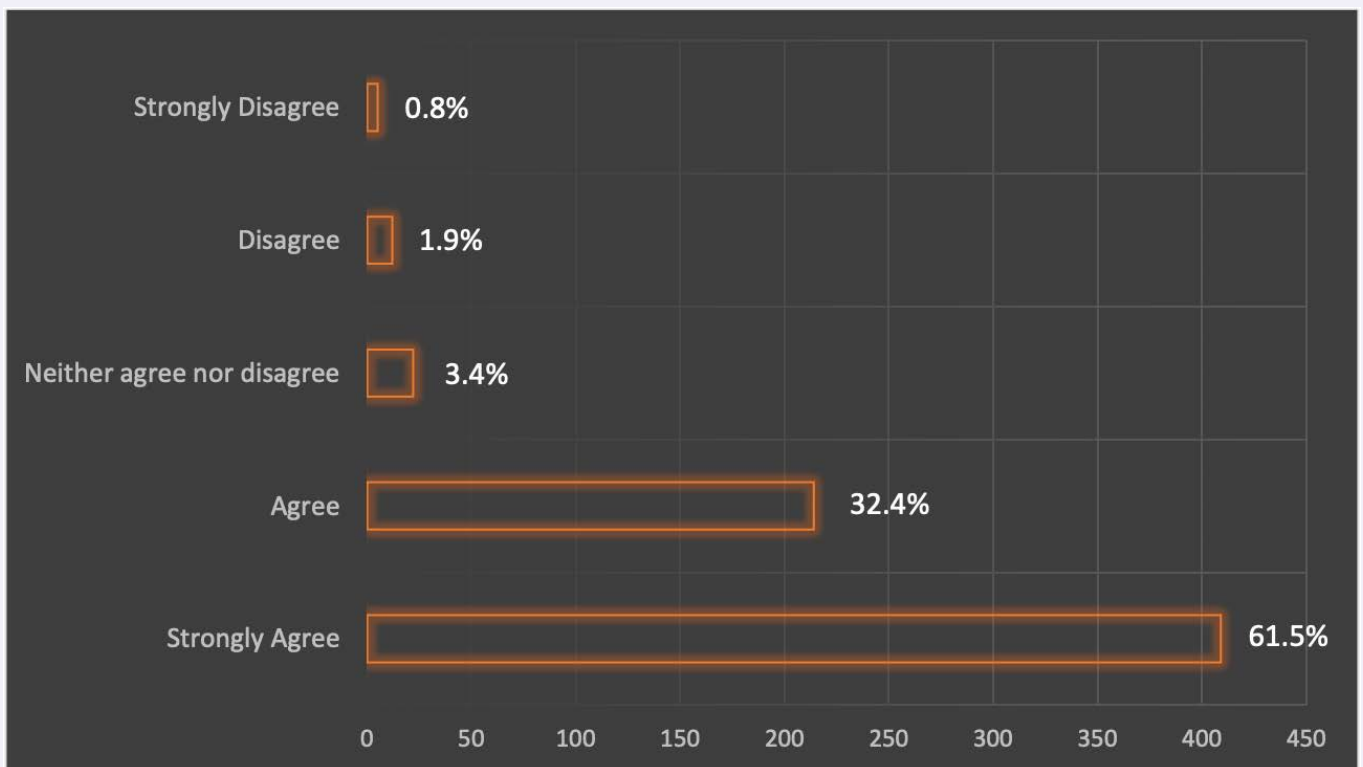
### I was satisfied with the quality of the speakers



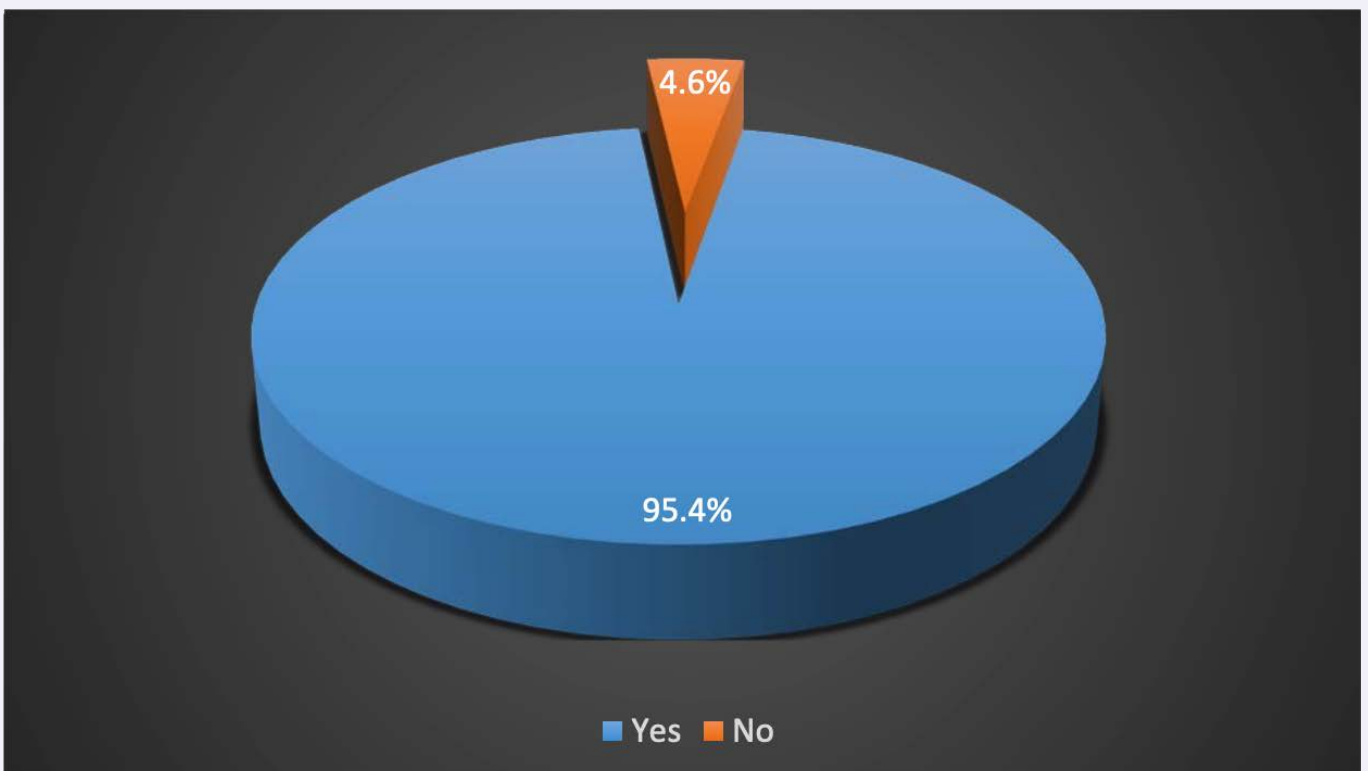
### I was satisfied with the quality of the workshop sessions



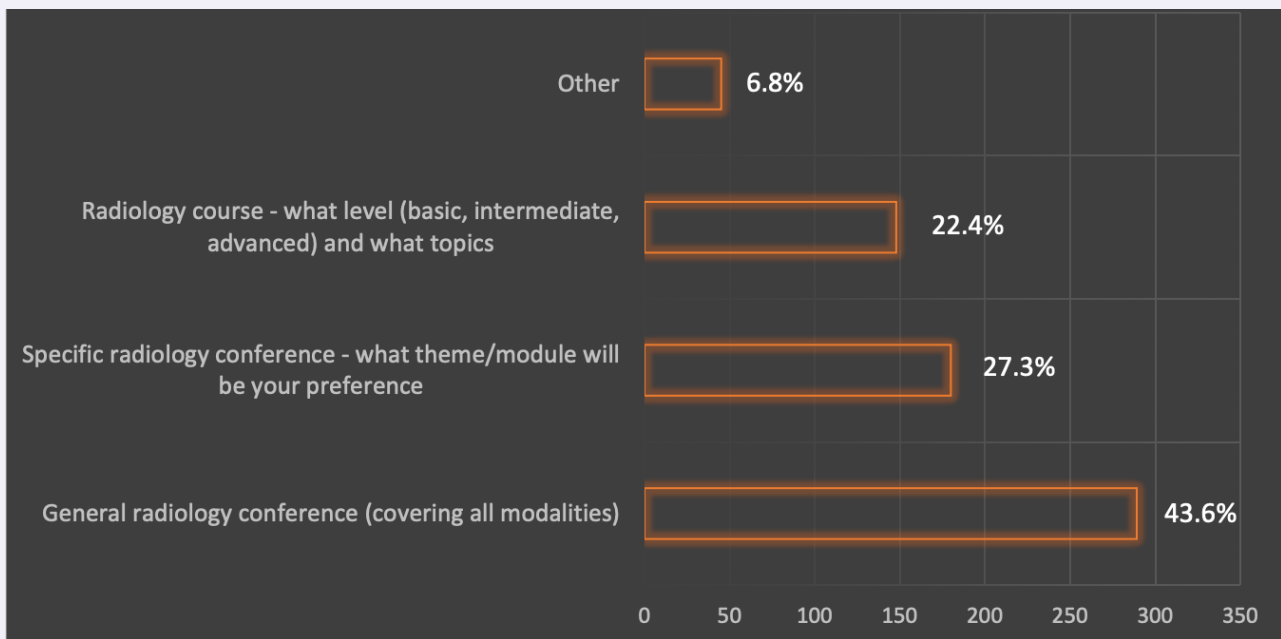
### I'd be interested in attending another global event in the future



### Would you be interested in the similar events in the future?



## If yes, would you prefer



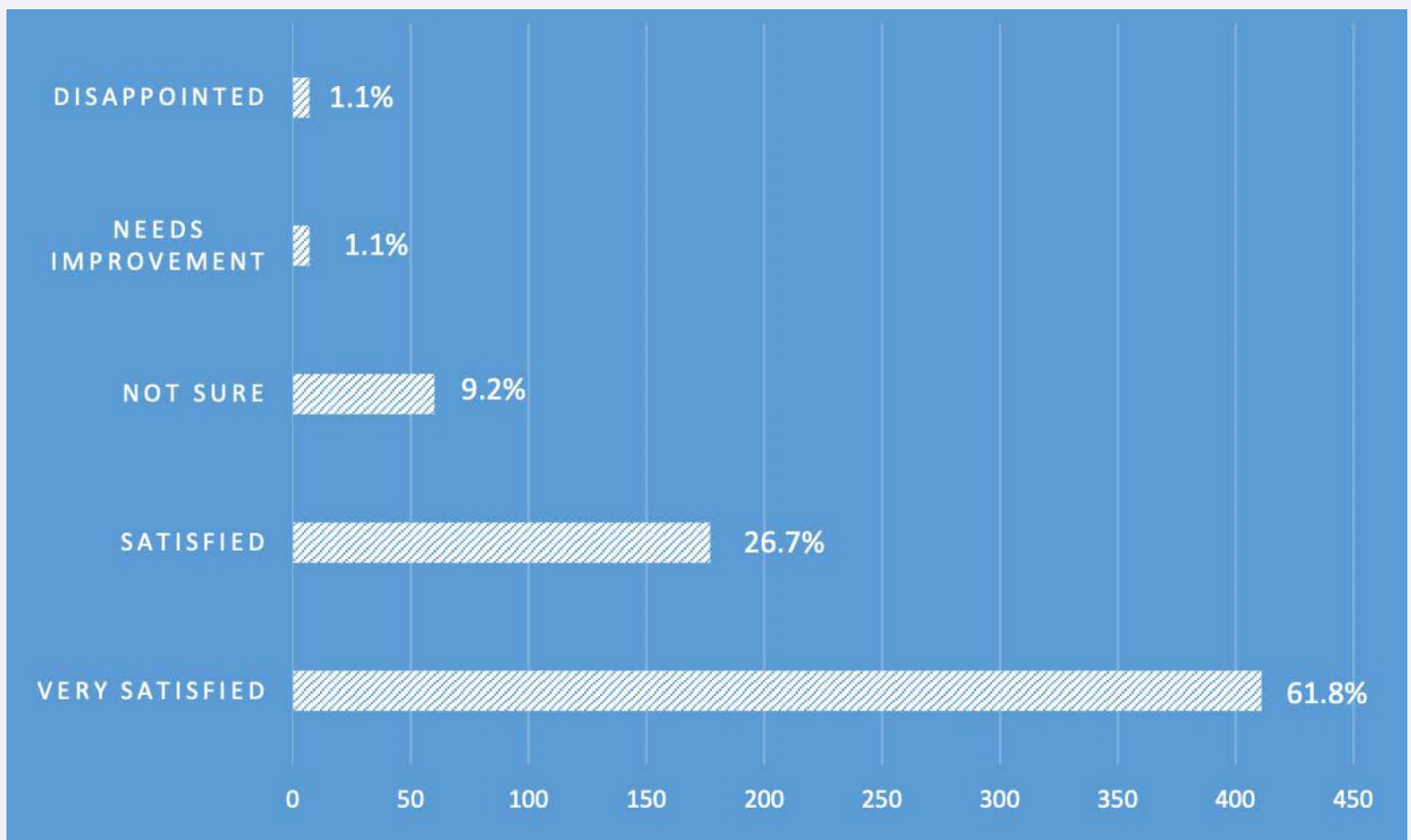
## What was your favorite experience or moment of the event?

- Meeting with faculty members, discussion with friends
- Learning from the experts and socializing
- Lectures and gathering with friends
- Well balanced session and high level educational lectures. Social life was well organized. Exhibitions was perfect
- Social interactions of different nations and sharing their experiences
- Food, drinks and venue were fantastic! Breadth of radiology topics covered, which was ideal for a general Radiologist like myself
- Contactless application for registration and lessons
- The entire experience was perfect
- Seeing people from local countries and talk to them and make about their difficulties
- Meeting with old colleagues and exchanging ideas
- First time as a moderator was a learning experience and great opportunity to meet stalwarts of imaging
- Excellent location and good speakers
- Speakers, sponsors, audits presented
- Interesting pediatrics and head and neck talks
- Meeting the faculty - very experienced and varied group
- Getting to know recent updates and knowledge in the field of radiology
- Attending the selected oral presentations which had very interesting topics
- Scientific content
- Gala Dinner / Networking
- Speaking to multiple radiology professionals that have achieved huge successes in their careers with the aim of improving patient care
- Prostate MRI work shop
- Having the choice which session is most interesting for me among the three
- Topics were vast and well covered

### Is there anything we could improve on?

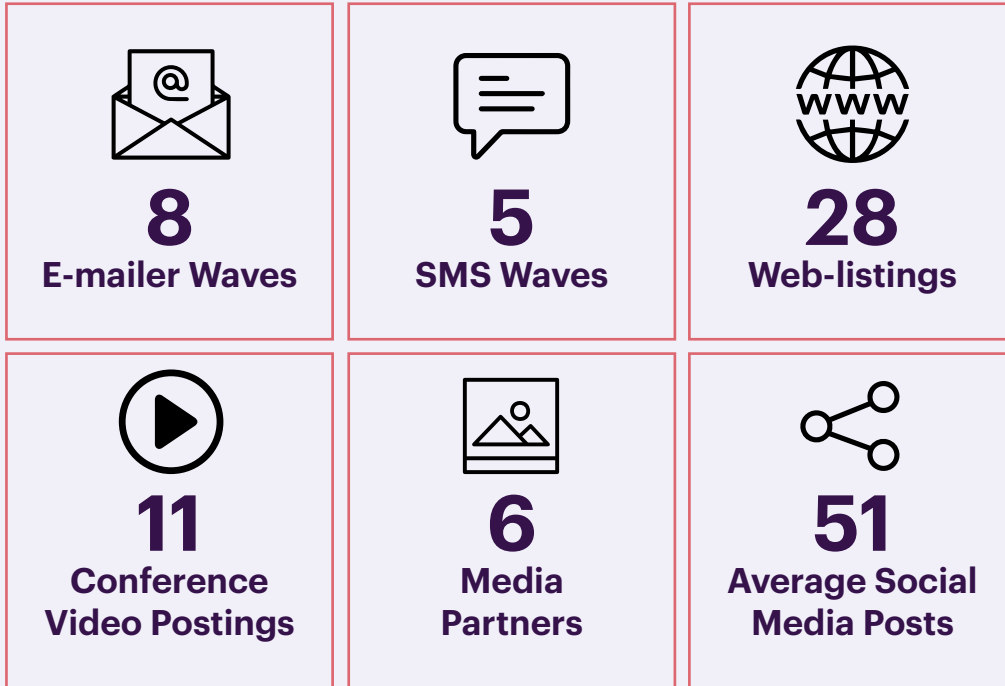
- Everything was well put together
- On-demand recording like ECR2024
- Subspecialty conferences
- Workshops should be more hands on
- Very difficult to choose when good topics are discussed at the same time in 3 halls
- Please consider program over four days with special days for allied health staff and students
- Recorded session to be watched online
- More modality to see the future of the radiology
- Cases tutorials
- Lectures and workshops should be also for radiology technologist, not only for radiologist
- Possibly more inclusion of functional imaging
- Increasing Clinical cases
- More complex and advanced contents
- More pediatric topics needed
- More about latest research
- No, everything was amazing
- The meeting fulfills all criteria for well-organized event

### Overall, how satisfied were you with the event?



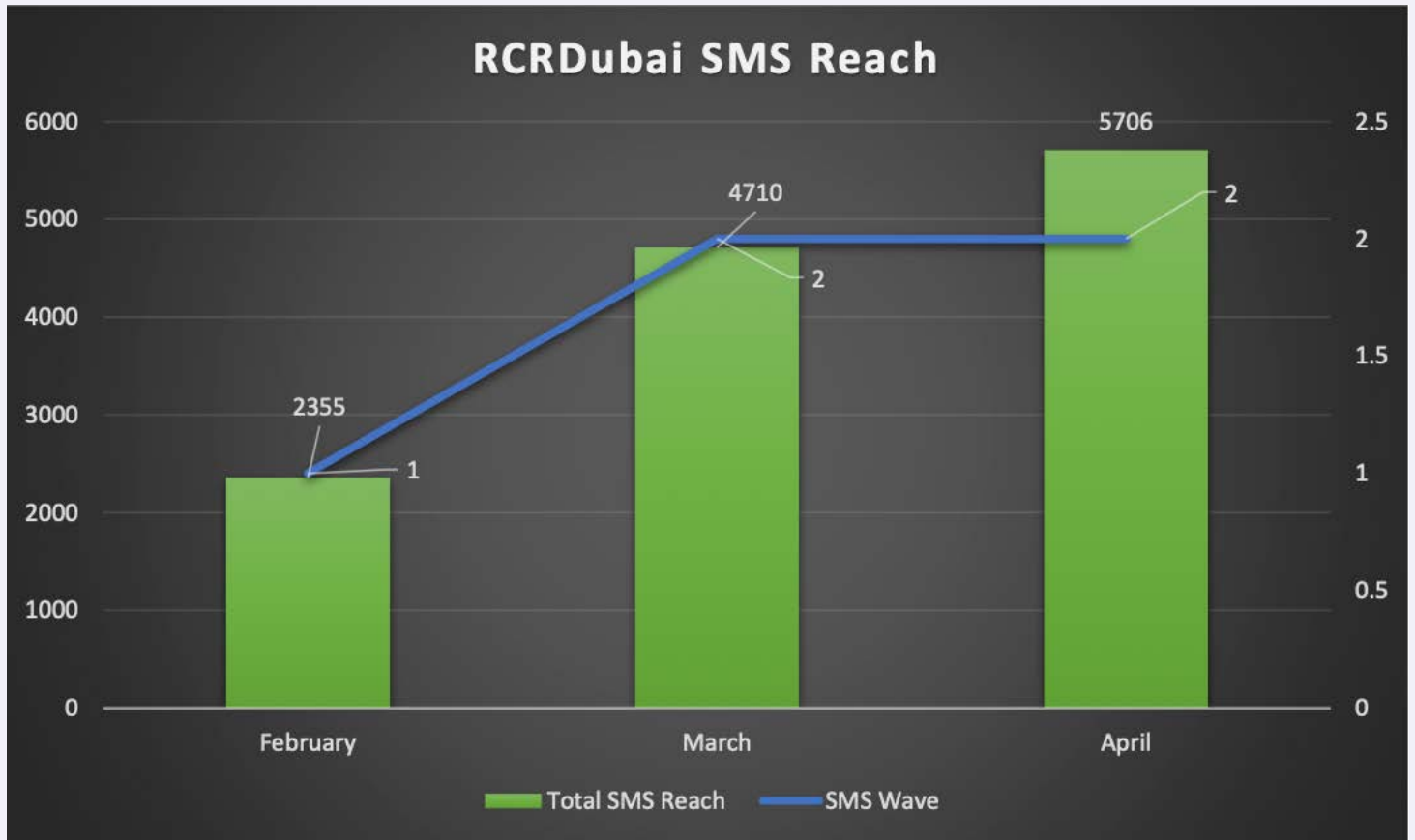
# MARKETING COVERAGE

## RCRDubai 2024 Marketing Goals

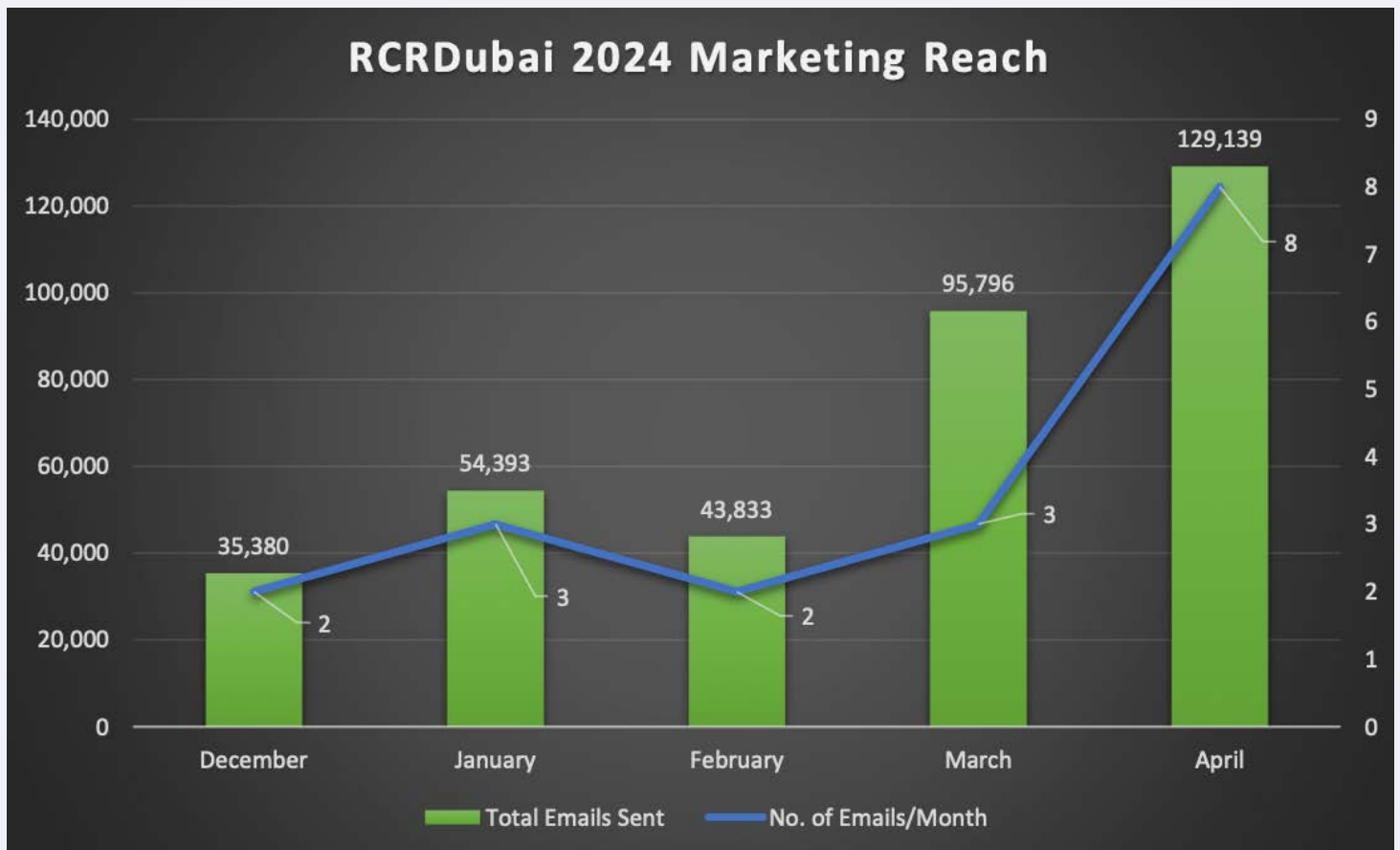




## Marketing through SMS



## Marketing through Email



# MARKETING THROUGH SOCIAL MEDIA PLATFORMS

## Facebook

### Top 5 Facebook posts

Title	Estimated Reach
Conference Co-Chair Dr. Usama AlBastaki encourages you to attend #RCRDubai 2024	6,225
Last call for Abstracts on 31 January 2024	2,124
Early Bird Rates until 10 March	1,190
Scientific Programme is now available!	1,710
Join RSE President, Dr. Abdulla Alremaithi	1,474

The collage displays five Facebook posts from InfoPlus Events LLC, each accompanied by its 'Post Insights' data. The posts are related to the 2nd RCR Global Radiology Conference in Dubai 2024.

- Post 1:** Conference Co-Chair Dr. Usama AlBastaki encourages you to attend #RCRDubai 2024. **Post Insights:** Post Impressions: 6,225; Post reach: 6,225; Engagement: 6.
- Post 2:** Last call for Abstracts on 31 January 2024 for the 2nd #RCRDubai Global Radiology Conference! **Post Insights:** Post Impressions: 2,124; Post reach: 2,079; Engagement: 58.
- Post 3:** Early Bird Rates until 10 March for the 2nd RCR Global Radiology Conference. **Post Insights:** Post Impressions: 1,190; Post reach: 1,107; Engagement: 26.
- Post 4:** Scientific Programme is now available! **Post Insights:** Post Impressions: 1,710; Post reach: 1,516; Engagement: 71.
- Post 5:** Join RSE President, Dr. Abdulla Alremaithi, at the 2nd #RCRDubai in 2024. **Post Insights:** Post Impressions: 1,474; Post reach: 966; Engagement: 83.

# Twitter



## Top 5 Twitter posts

Title	Views & Likes
Scientific Programme is now available!	208
The RCR is thrilled to welcome the world to Dubai for #RCRDubai 2024!	166
#RCRDubai 2024 Featured Speakers! Part 4	132
#RCRDubai 2024 Sponsors & Exhibitors!	140
The Programme Kicks off tomorrow	136

**InfoPlus** @InfoPlusEvents · 18 Apr

The Programme Kicks off tomorrow at 8:30 am for the #RCRDubai 2024 Conference!

Download Programme: [bit.ly/RCRProg](http://bit.ly/RCRProg)

#RCRDubai2024 #Radiology #Innovation #Paediatrics #Neurology #MusculoskeletalRadiology #FemaleImaging #InterventionalRadiology

**The Program Kicks off tomorrow at 8:30 am!**

Metrics: 136 Impressions, 9 Engagements, 0 Detail expands, 0 New followers, 3 Profile visits, 1 Link clicks

**InfoPlus** @InfoPlusEvents · 15 Apr

#RCRDubai 2024 Featured Speakers! Part 4

View the complete list of speakers: [bit.ly/RCRDXBS](http://bit.ly/RCRDXBS)  
Register now: [bit.ly/Reg2RCRDXB](http://bit.ly/Reg2RCRDXB)

#RCRDubai2024 #Radiology #Innovation #Paediatrics #Neurology #MusculoskeletalRadiology #FemaleImaging #InterventionalRadiology

**Featured Speakers - Part 4**

Metrics: 132 Impressions, 16 Engagements, 0 Detail expands, 0 New followers, 2 Profile visits, 2 Link clicks

**InfoPlus** @InfoPlusEvents · 16 Apr

#RCRDubai 2024 Sponsors & Exhibitors!

Download Programme: [bit.ly/RCRProg](http://bit.ly/RCRProg)

#RCRDubai2024 #Radiology #Innovation #Paediatrics #Neurology #MusculoskeletalRadiology #FemaleImaging #InterventionalRadiology

**Sponsors & Exhibitors**

Metrics: 141 Impressions, 17 Engagements, 0 Detail expands, 0 New followers, 8 Profile visits, 3 Link clicks

**InfoPlus** @InfoPlusEvents · 28 Mar

Scientific Programme is now available!

Download AGENDA @ [bit.ly/RCRProg](http://bit.ly/RCRProg)

#RCRDubai2024 #Radiology #Innovation #Paediatrics #Neurology #MusculoskeletalRadiology #FemaleImaging #InterventionalRadiology

**Scientific Programme now available**

Get ready for an unparalleled learning experience as we delve into the latest advancements and trends in radiology, presented by esteemed experts from around the globe.

Metrics: 208 Impressions, 20 Engagements, 1 Detail expands, 1 New followers, 0 Profile visits, 10 Link clicks

**InfoPlus** @InfoPlusEvents · 19 Apr

The RCR is thrilled to welcome the world to Dubai for #RCRDubai 2024!

**Dr. Katharine Halliday**  
President, The Royal College Of Radiologists (RCR)

Active Sleep (アクティブスリープ) @ActiveSleep\_

Metrics: 166 Impressions, 25 Engagements, 0 Detail expands, 0 New followers, 9 Profile visits, 40 Unique views, 73 Views

Video Metrics: 40 Unique views, 73 Views

# Instagram



## Top 5 Instagram posts

Title	Views & Likes
#RCRDubai 2024 Conference - day 1 highlights!	178
Check out the Workshops Available for the #RCRDubai 2024 Conference!	170
Conference Co-Chair Dr. Usama AlBastaki	206
Early Bird Rates until 10 March	134
Last call for Abstracts on 31 January	182

**Overview**

- Accounts reached: 148
- Accounts engaged: 5
- Profile activity: 3

**Reach**

- Accounts reached: 148
- 47.3% Followers
- 52.7% Non-followers

**Impressions**

- Profile: 65
- Home: 59
- Hashtags: 42
- Other: 12

**Overview**

- Accounts reached: 134
- Accounts engaged: 1
- Profile activity: 3

**Reach**

- Accounts reached: 134
- 65.7% Followers
- 34.3% Non-followers

**Impressions**

- Home: 86
- Profile: 30
- Hashtags: 30
- Other: 5

**Overview**

- Accounts reached: 164
- Accounts engaged: 6
- Profile activity: 4

**Reach**

- Accounts reached: 164
- 79.4% Followers
- 20.6% Non-followers

**Impressions**

- Home: 136
- Profile: 24
- Hashtags: 17
- Other: 5

**Overview**

- Accounts reached: 122
- Reel interactions: 4
- Profile activity: 0

**Reach**

- Accounts reached: 122
- 85.2% Followers
- 14.8% Non-followers

**Plays**

- Initial plays: 206
- Initial replays: 130
- Replays: 76
- Watch time: 18 min 48 sec

**Check out the Workshops Available for the conference**

Title	Dates	Rates
Intervention workshop	19 April 2024	AED 600
Neuroradiology Workshop	20 April 2024	AED 600
Paediatric Workshop	20 April 2024	FREE REGISTRATIO
Genitourinary (GU) Workshop	21 April 2024	AED 600
Head & neck Workshop	21 April 2024	AED 600

Above rates are subject to 5% VAT as per mandated by UAE Government law

#RCRDubai | RCRGlobalConference.com

**Overview**

- Accounts reached: 156
- Accounts engaged: 4
- Profile activity: 8

**Reach**

- Accounts reached: 156
- 61.5% Followers
- 38.5% Non-followers

**Impressions**

- Home: 93
- Hashtags: 38
- Profile: 31
- Other: 8

# Youtube

## Videos Promoted for RCR Dubai 2024

Title	Views & Likes
Conference Co-Chair Dr. Usama AlBastaki encourages you to attend #RCRDubai 2024!	216
Welcome to #RCRDubai 2024 - Day 1 Highlights!	180
RSE President, Dr. Abdulla Alremaithi looks forward to seeing you at the 2nd #RCRDubai in 2024!	165
We are delighted to share the highlights from Day 2 of the #RCRDubai 2024 Conference!	128
#RCRDubai 2024 Day 3 Highlights!	91

**Dr Usama AlBastaki**  
Conference Co-Chair

Conference Co-Chair Dr. Usama AlBastaki encourages you to attend #RCRDubai 2024!

InfoPlus Events  
799 subscribers

216 views 2 months ago  
Join us for the 2nd RCR Global Radiology Conference in Dubai 2024 from 19-21 April.  
Under the theme of 'Radiology Driving Innovation', RCRDubai 2024 promises to be an exceptional gathering of international, regional, and local experts, thought leaders, and innovators in the field. ...more

**Dr. Katharine Halliday**  
President, The Royal College of Radiologists (RCR)

Welcome to #RCRDubai 2024 - Day 1 Highlights!

InfoPlus Events  
799 subscribers

180 views 1 month ago  
The RCR is thrilled to welcome the world to Dubai for RCRDubai 2024!  
In partnership with RSE, we've assembled a talented joint faculty of experts from the UK and the Gulf region. With the theme 'Radiology Driving Innovation', each day is filled with top-quality knowl...more

**Dr. Abdulla Alremaithi**  
President, Radiology Society of the Emirates (RSE)

RSE President, Dr. Abdulla Alremaithi looks forward to seeing you at the 2nd #RCRDubai in 2024!

InfoPlus Events  
799 subscribers

165 views 1 month ago  
Join RSE President, Dr. Abdulla Alremaithi, at the 2nd #RCRDubai in 2024! From April 19-21 in Dubai, connect with professionals worldwide to collaborate, learn, and inspire.  
Explore cutting-edge advancements in radiology with renowned speakers, engaging workshops, and insightful discussions. Don't miss this chance to stay at the forefront of innovation! Register! ...more

**Dr. Stephen Harden**  
RCR Vice President, Clinical Radiology

#RCRDubai 2024 Day 3 Highlights!

InfoPlus Events  
799 subscribers

91 views 1 month ago  
As #RCRDubai 2024 draws to a close, we reflect on the incredible journey we've embarked on together in Dubai. Over the past few days, we've witnessed world-class radiology meetings, providing a platform for learning, collaboration, and innovation. ...more

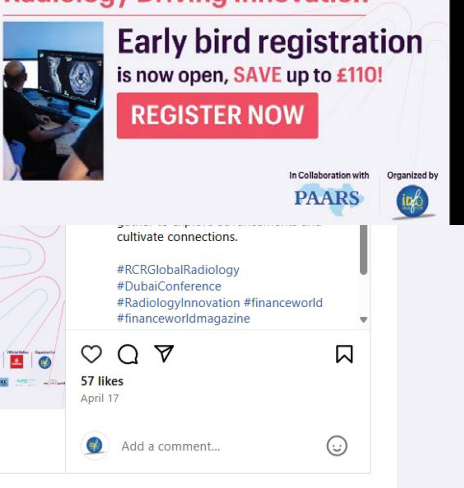

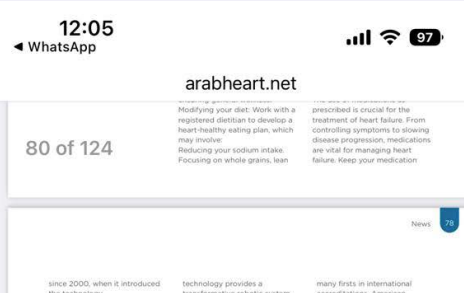
**Dr. Priya Suresh**  
RCR Medical Director, Education Training

We are delighted to share the highlights from Day 2 of the #RCRDubai 2024 Conference!

InfoPlus Events  
799 subscribers

128 views 1 month ago  
One of the key highlights of the day was the diverse faculty of speakers, made possible through our partnership with RSE. This collaboration underscores our commitment to raising educational standards globally and facilitating access to top-quality content. ...more

# MEDIA PARTNERS





# HIGHLIGHTS OF THE CONFERENCE

